

APC/CY7 Linked Monoclonal Antibody to Apolipoprotein A5 (APOA5)

Catalog No: tcua8645APCCY7



Available Sizes

Size: 100ug



Specifications

Application:

WB; IHC; ICC; IP.

Species Reactivity:

Mouse

Host Species:

Mouse

Immunogen / Amino acids:

Arg21-Pro210

Conjugation:

APC/CY7

Concentration:

500ug/ml

Storage Instruction:

Avoid repeated freeze/thaw cycles. Store at 4 °C for frequent use. Aliquot and store at -20 °C for 12 months.

Alternative Names:

Apo-A5; APOA-V; APOAV; RAP3; Regeneration-associated protein 3





Figure. Western Blot; Sample: Lane1: Rat Heart Tissue; Lane2: Rat Skeletal Muscle Tissue.)



Western Blot; Sample: Rat Skeletal muscle lysate; Primary Ab: 5µg/ml Mouse Anti-Rat HSPb6 Antibody Second Ab: 0.2µg/mL HRP-Linked Caprine Anti-Mouse IgG Polyclonal Antibody Catalog: SAA544Mu19)

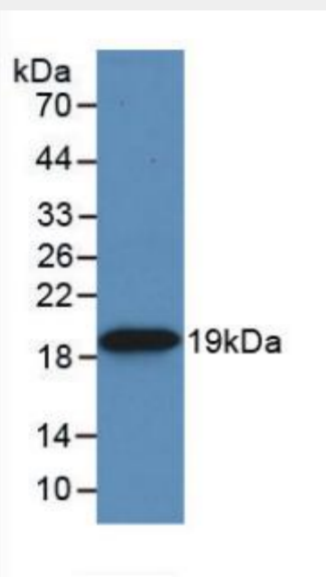


Figure. Western Blot; Sample: Recombinant HSPb6, Rat.)

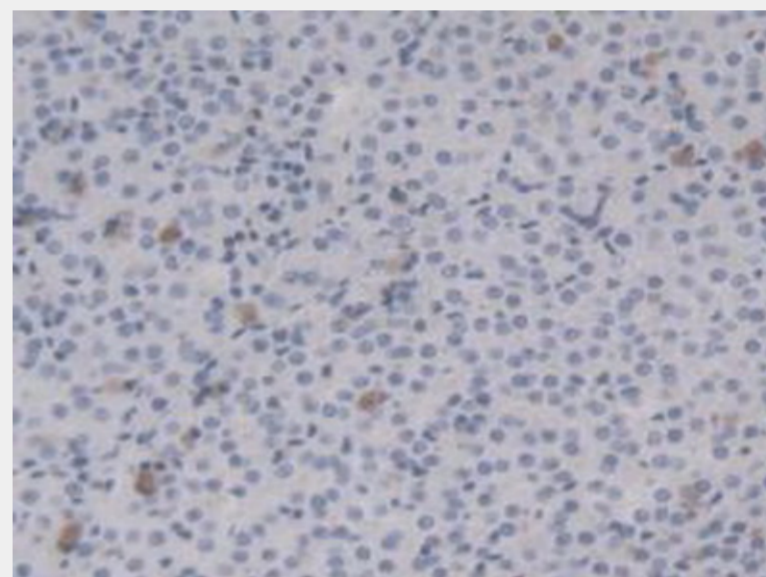


Figure. DAB staining on IHC-P; Samples: Rat Adrenal Gland Tissue.)

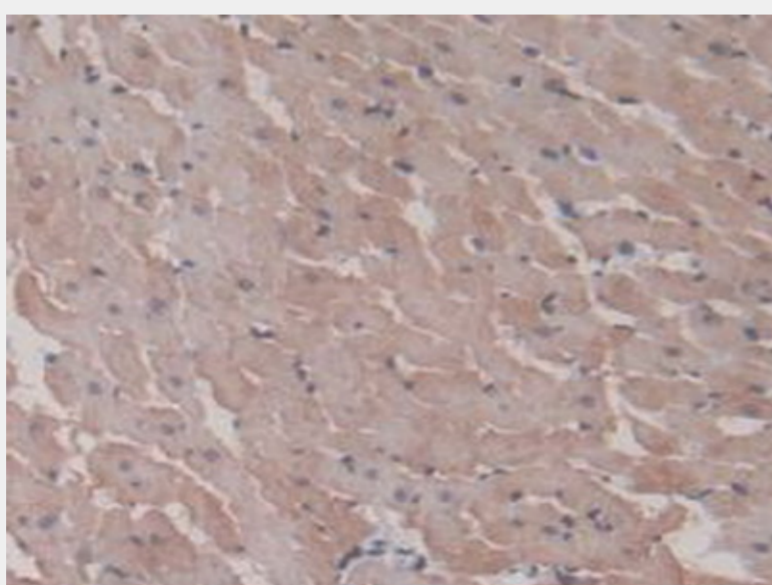


Figure. DAB staining on IHC-P; Samples: Rat Heart Tissue.)

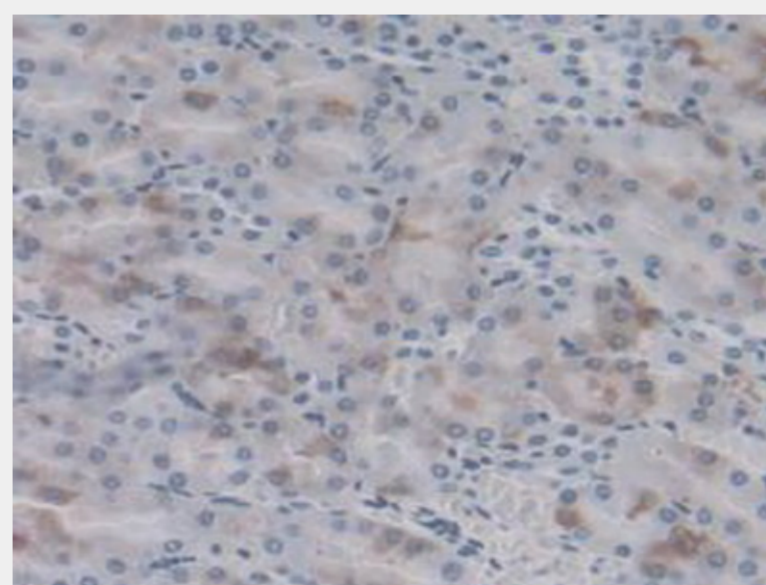


Figure. DAB staining on IHC-P; Samples: Rat Kidney Tissue.)

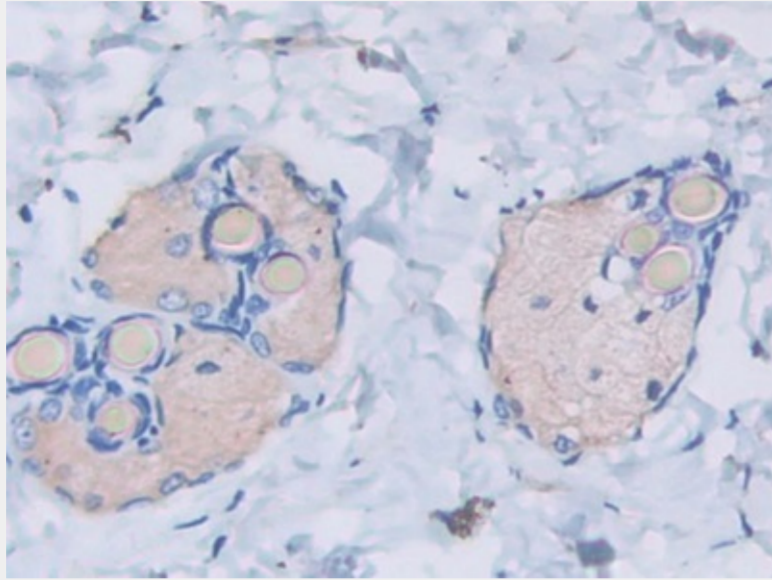


Figure. DAB staining on IHC-P; Samples: Rat Spinal Cord Tissue.)

All products are for RESEARCH USE ONLY. Not for diagnostic & therapeutic purposes!