

# APC/CY7 Linked Polyclonal Antibody to Arginase (ARG)

Catalog No: tcua8109APCCY7



## Available Sizes

---

**Size:** 100ug



## Specifications

---

**Application:**

WB; IHC; ICC; IP.

**Species Reactivity:**

Guinea pig

**Host Species:**

Guinea pig

**Conjugation:**

APC/CY7

**Clonality:**

Polyclone

**Concentration:**

200ug/ml

**Storage Instruction:**

Avoid repeated freeze/thaw cycles. Store at 4 °C for frequent use. Aliquot and store at -20 °C for 12 months.

**Alternative Names:**

ARG1; Arginase I; Liver Arginase

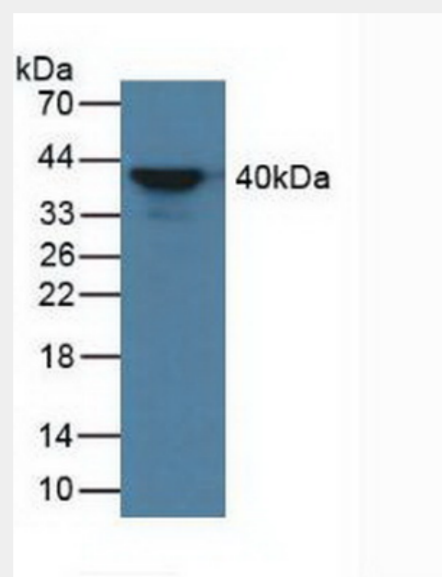


Figure. Western Blot; Sample: Human Serum.)




Figure. Western Blot; Sample: Recombinant  $\alpha$ ZGP1, Human.)

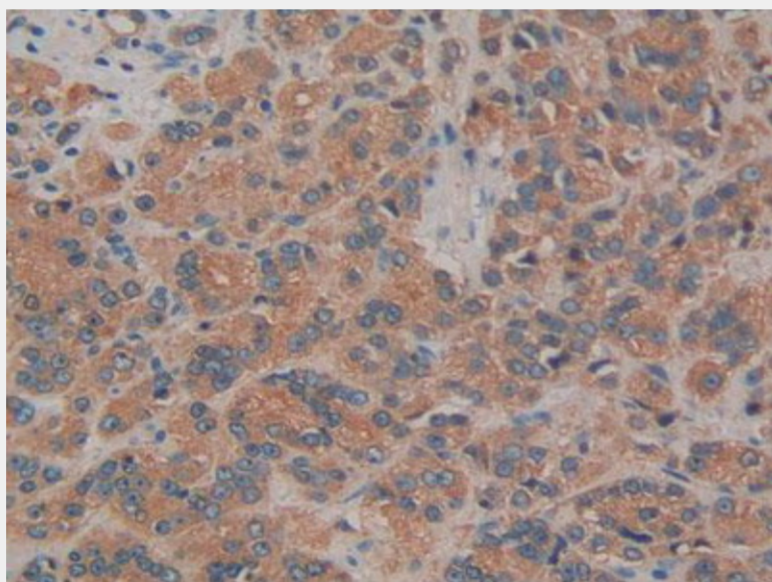


Figure. DAB staining on IHC-P; Samples Human Prostate Tissue.)

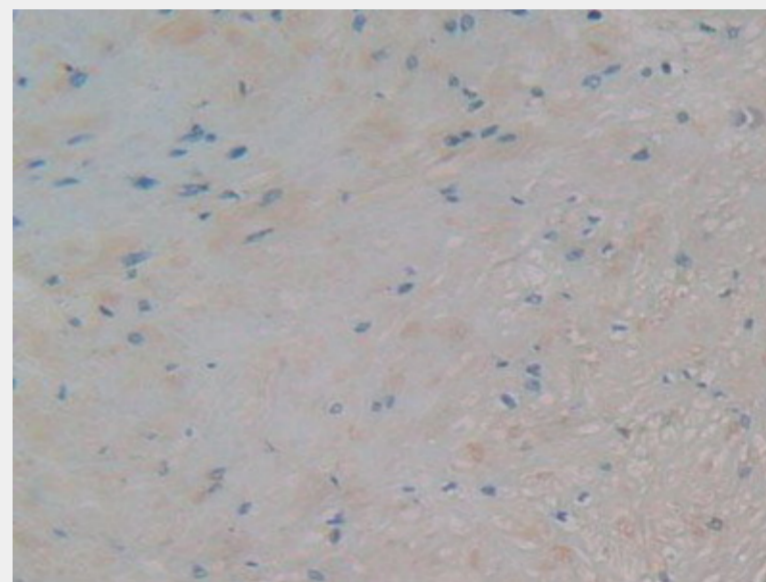


Figure. DAB staining on IHC-P; Samples Human Prostate Cancer Tissue.)

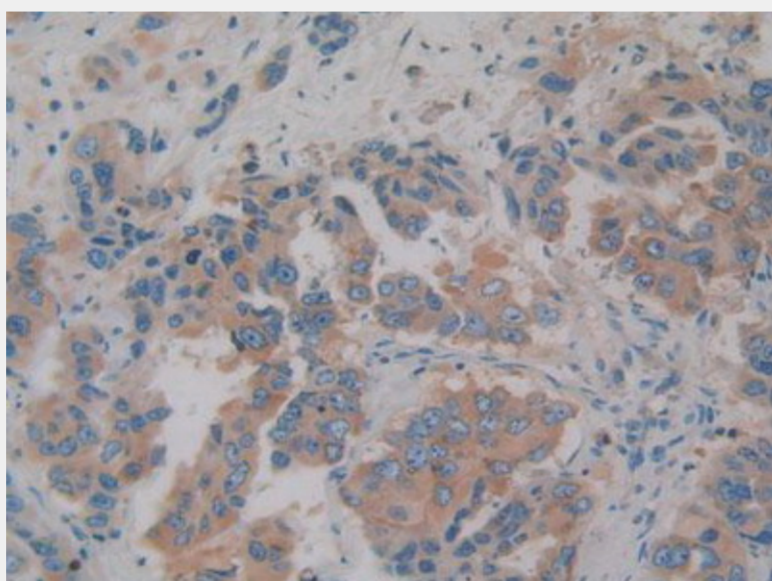


Figure. DAB staining on IHC-P; Samples Human Breast Cancer Tissue.)

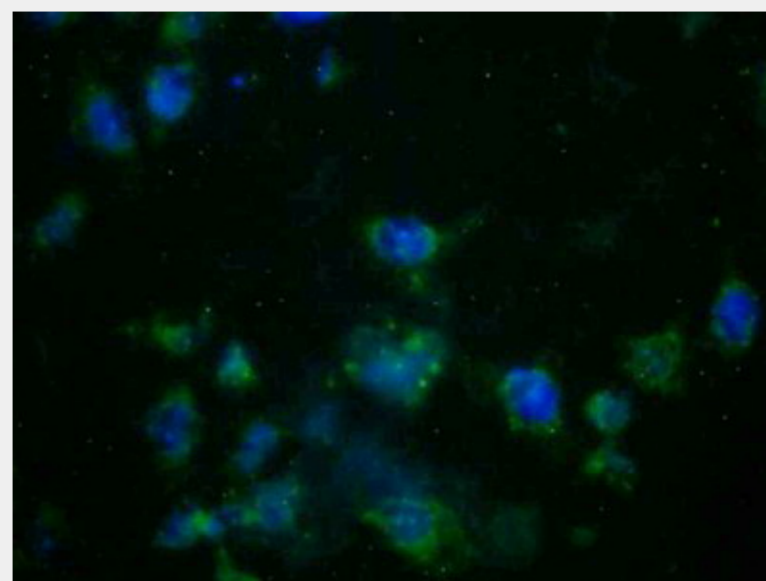


Figure. DAB staining on IHC-P; Samples Human Skin Cancer Tissue.)

All products are for RESEARCH USE ONLY. Not for diagnostic & therapeutic purposes!