

APC/CY7 Linked Polyclonal Antibody to GATA Binding Protein 1 (GATA1)

Catalog No: tcua7087APCCY7



Available Sizes

Size: 100ug



Specifications

Application:

WB; IHC; ICC; IP.

Species Reactivity:

Rabbit

Host Species:

Rabbit

Immunogen / Amino acids:

GATA1 (Pro150~Gly384)

Conjugation:

APC/CY7

Clonality:

Polyclone

Concentration:

200ug/ml

Storage Instruction:

Avoid repeated freeze/thaw cycles. Store at 4 °C for frequent use. Aliquot and store at -20 °C for 12 months.

Alternative Names:

ERYF1; GF1; NFE1; Globin Transcription Factor 1; Erythroid transcription factor; ; NF-E1 DNA-binding protein




Figure. Western Blot; Sample: Lane1: Human Hela Cells; Lane2: Human MCF-7 Cells.)

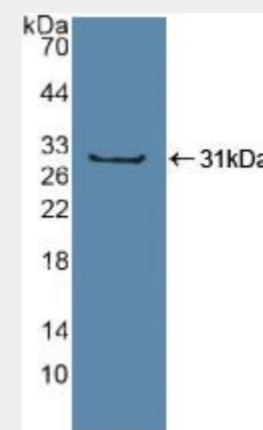


Figure. Western Blot; Sample: Recombinant Sp100, Human.)

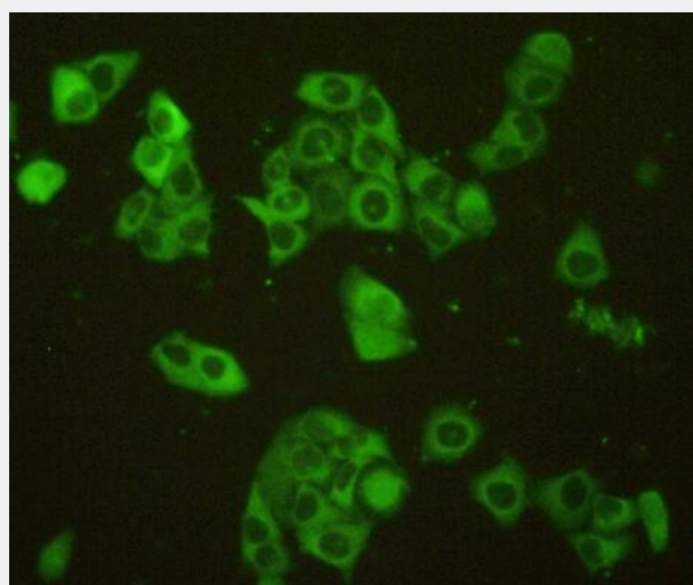


Figure:FITC staining on IHC-P
Simple: MCF7 cells)

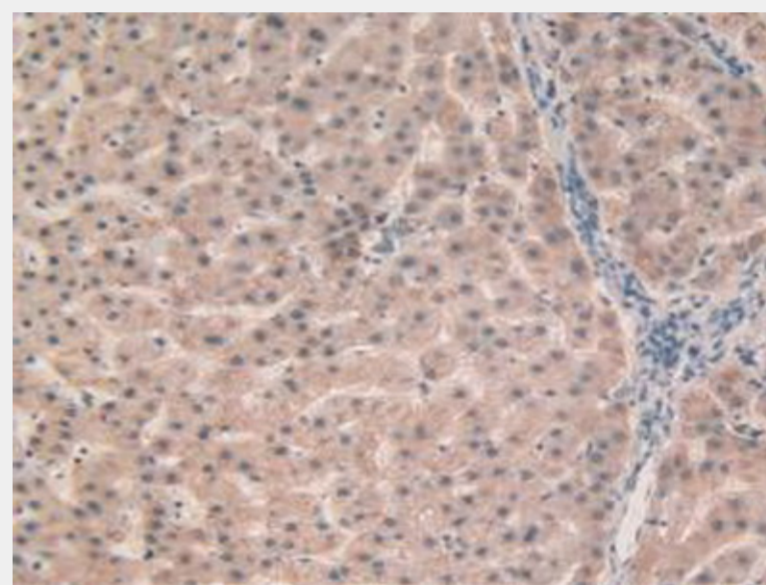


Figure. DAB staining on IHC-P;
Samples: Human Liver Cancer Tissue.)

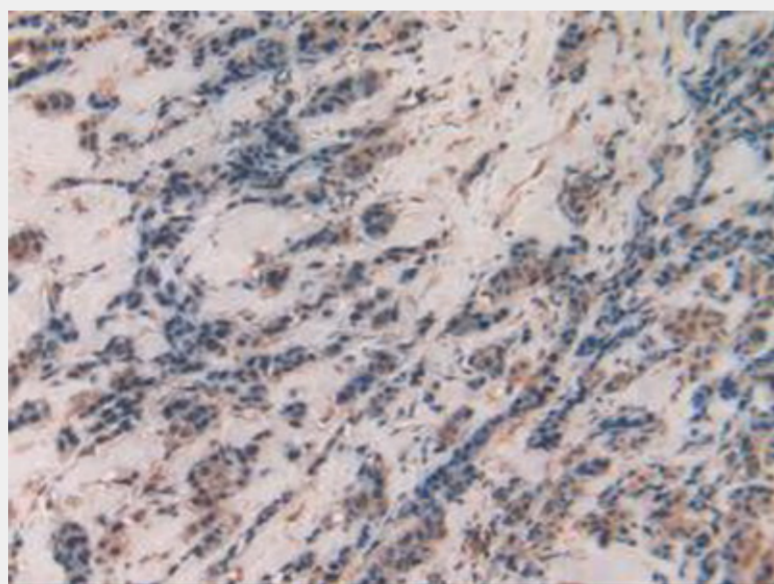


Figure. DAB staining on IHC-P;
Samples: Human Breast Cancer Tissue.)

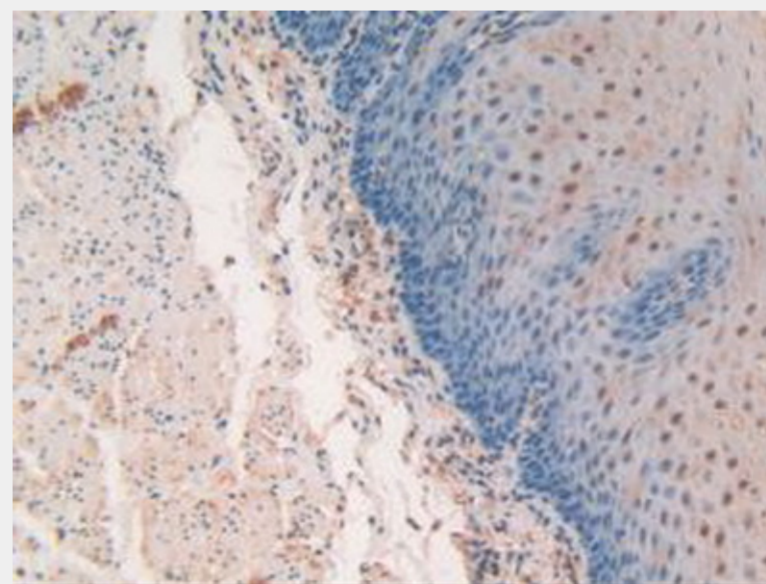


Figure. DAB staining on IHC-P;
Samples: Human Esophagus Cancer Tissue.)

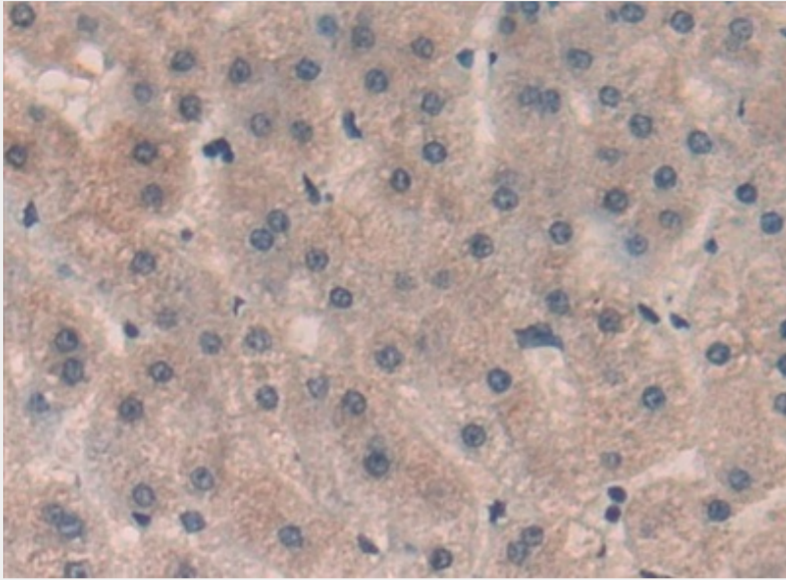


Figure. DAB staining on IHC-P; Samples: Human Liver Tissue.)

All products are for RESEARCH USE ONLY. Not for diagnostic & therapeutic purposes!