

# APC/CY7 Linked Polyclonal Antibody to Early Growth Response Protein 4 (EGR4)

Catalog No: tcua5527APCCY7



## Available Sizes

---

**Size:** 100ug

---



## Specifications

---

**Application:**

WB; IHC; ICC; IP.

---

**Species Reactivity:**

Rabbit

---

**Host Species:**

Rabbit

---

**Immunogen / Amino acids:**

EGR4 (Ala231~Ser474)

---

**Conjugation:**

APC/CY7

---

**Clonality:**

Polyclone

---

**Concentration:**

200ug/ml

---

**Storage Instruction:**

Avoid repeated freeze/thaw cycles. Store at 4 °C for frequent use. Aliquot and store at -20 °C for 12 months.

---

**Alternative Names:**

NGFI-C; PAT133

---

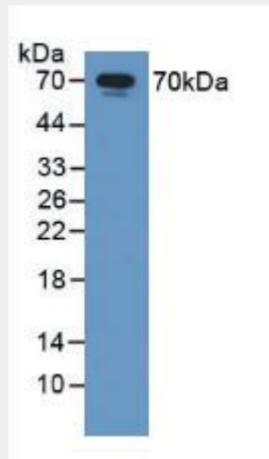


Figure. Western Blot; Sample: Human HeLa Cells.)




Figure. Western Blot; Sample: Recombinant HSPA1A, Human.)

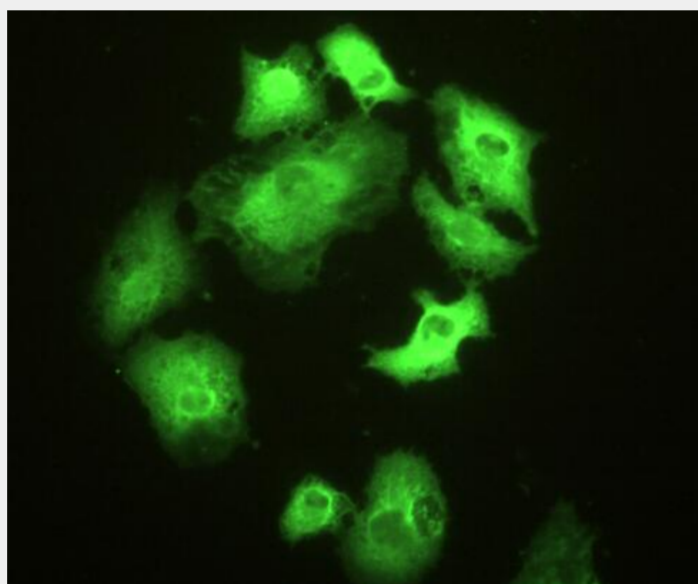


Figure:FITC staining on IHC-P  
Simple:A549 cells)

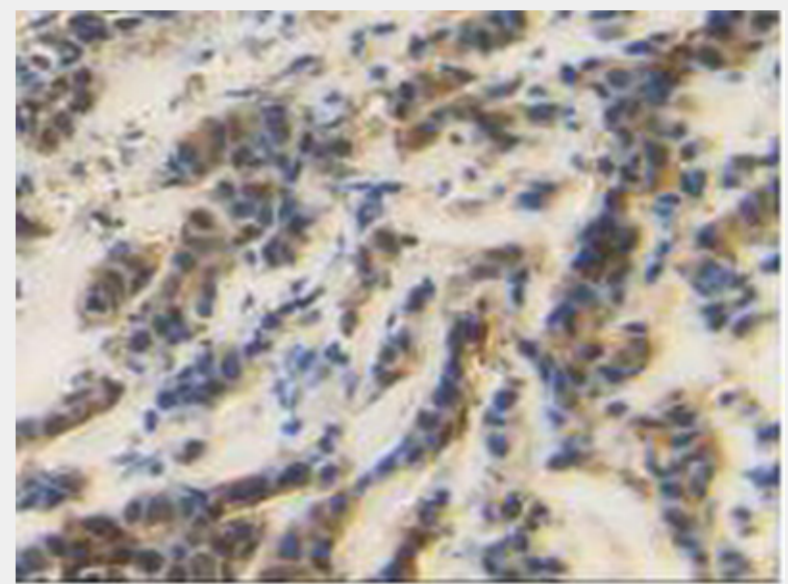


Figure. DAB staining on IHC-P;  
Samples: Human Breast Cancer Tissue.)

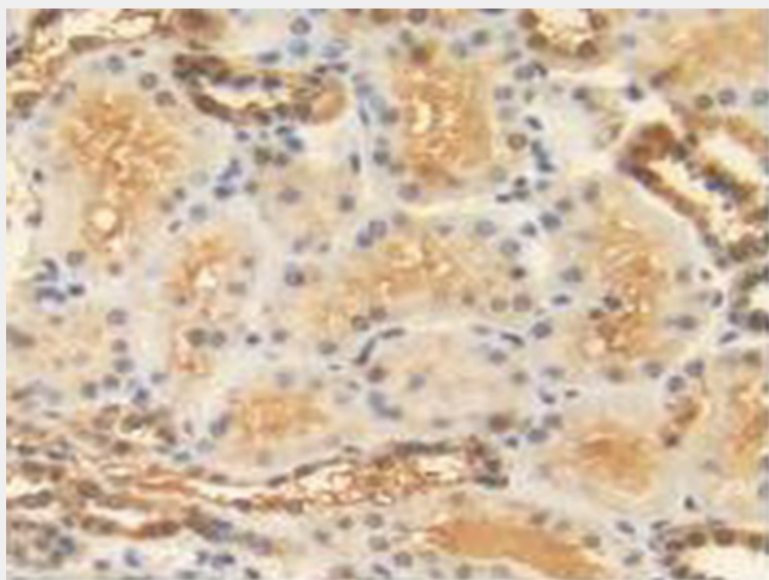


Figure. DAB staining on IHC-P;  
Samples: Human Kidney Tissue.)

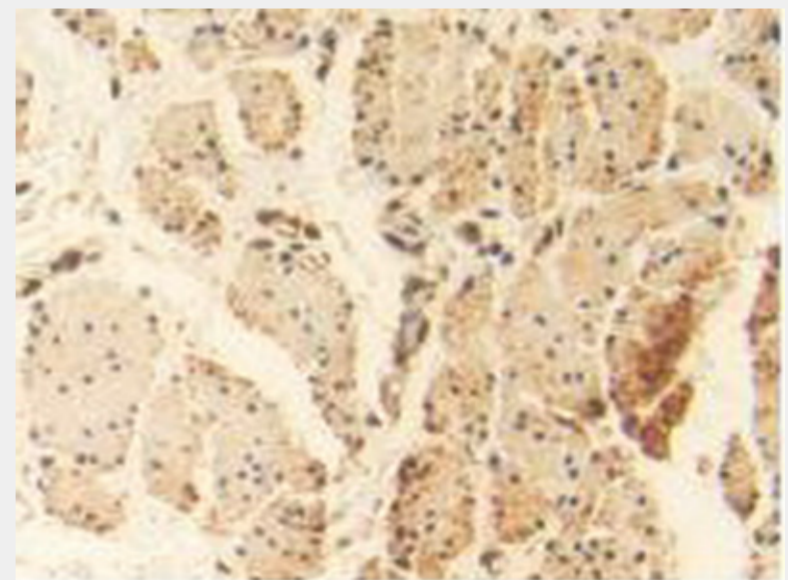


Figure. DAB staining on IHC-P;  
Samples: Human Esophagus Cancer Tissue.)

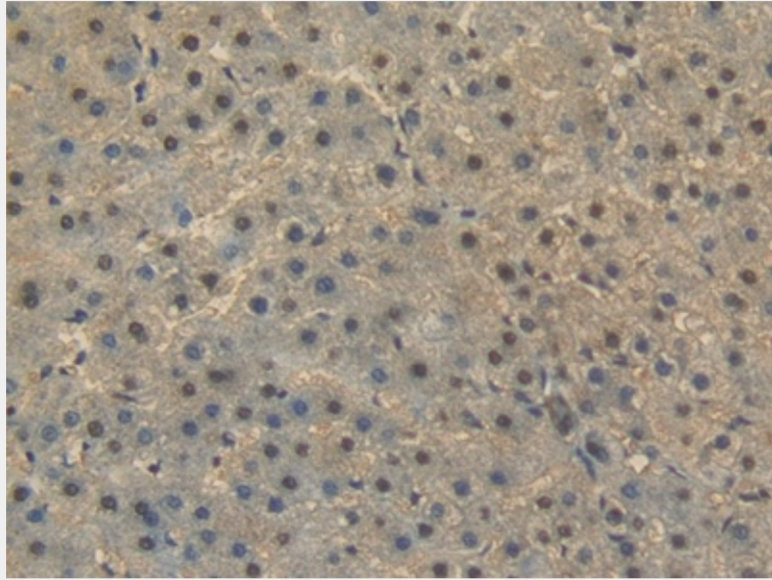


Figure. DAB staining on IHC-P; Samples: Human Liver Tissue.)

All products are for RESEARCH USE ONLY. Not for diagnostic & therapeutic purposes!