

APC/CY7 Linked Polyclonal Antibody to Phenol Sulfotransferase (PST)

Catalog No: tcua5230APCCY7



Available Sizes

Size: 100ug



Specifications

Application:

WB; IHC; ICC; IP.

Species Reactivity:

Rabbit

Host Species:

Rabbit

Immunogen / Amino acids:

PST (Glu2~Leu295)

Conjugation:

APC/CY7

Clonality:

Polyclone

Concentration:

200ug/ml

Storage Instruction:

Avoid repeated freeze/thaw cycles. Store at 4 °C for frequent use. Aliquot and store at -20 °C for 12 months.

Alternative Names:

SULT1A1; HAST1/HAST2; ST1A3; STP1; TSPST1; Sulfotransferase 1A1; Aryl sulfotransferase 1; Phenol sulfotransferase 1; Thermostable phenol sulfotransferase

SwissProt:

P50225

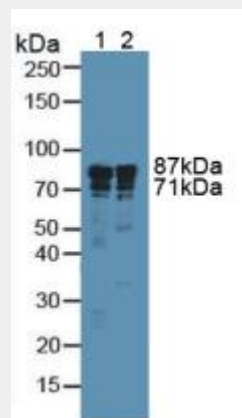


Figure. Western Blot; Sample: Lane1: Human A549 Cells; Lane2: Human Liver Tissue.)

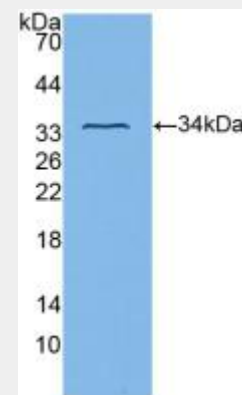


Figure. Western Blot; Sample: Recombinant ITGb3, Human.)

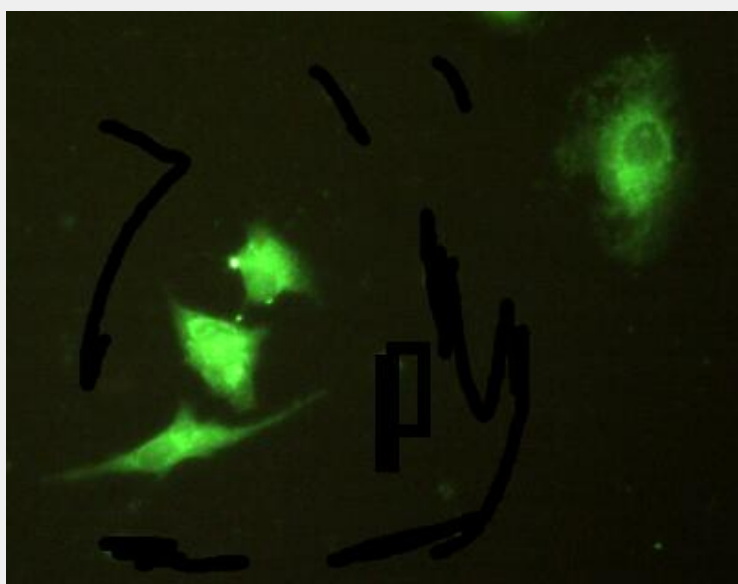


Figure:FITC staining on IHC-P
Simple: A549 cells.)

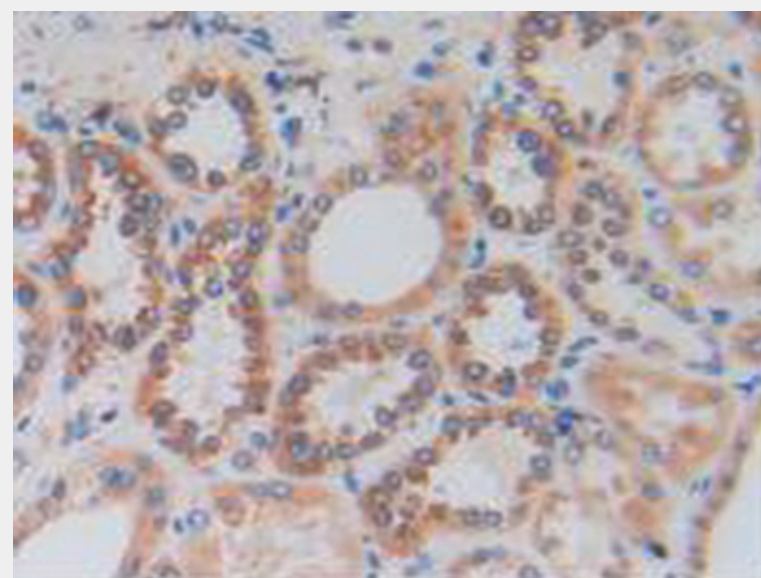


Figure. DAB staining on IHC-P;
Samples: Human Kidney Tissue.)

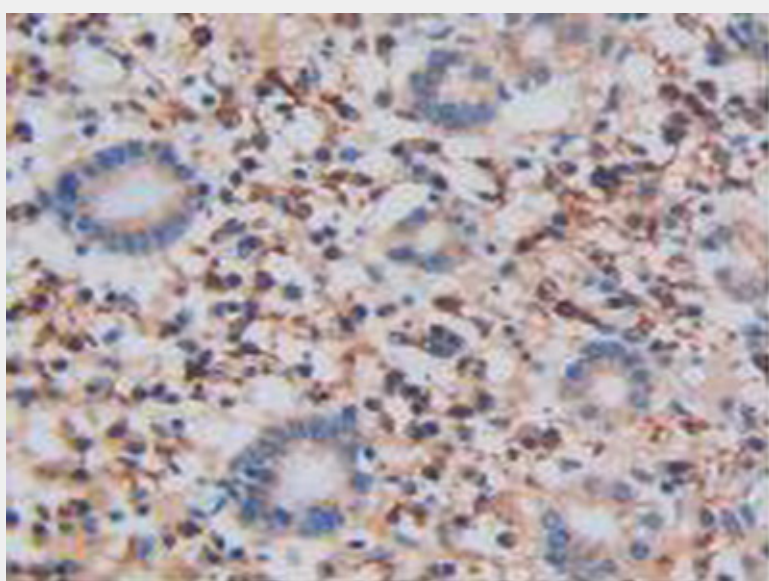


Figure. DAB staining on IHC-P;
Samples: Human Stomach Tissue.)

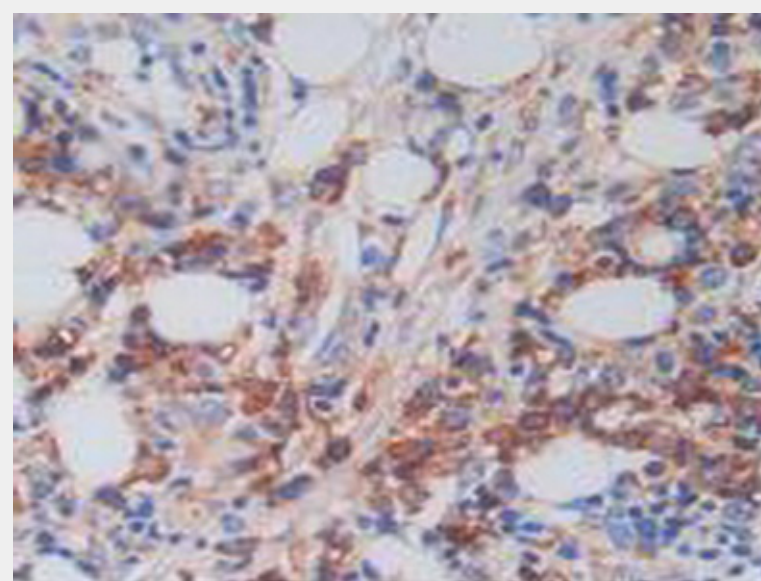


Figure. DAB staining on IHC-P;
Samples: Human Skin Cancer Tissue.)

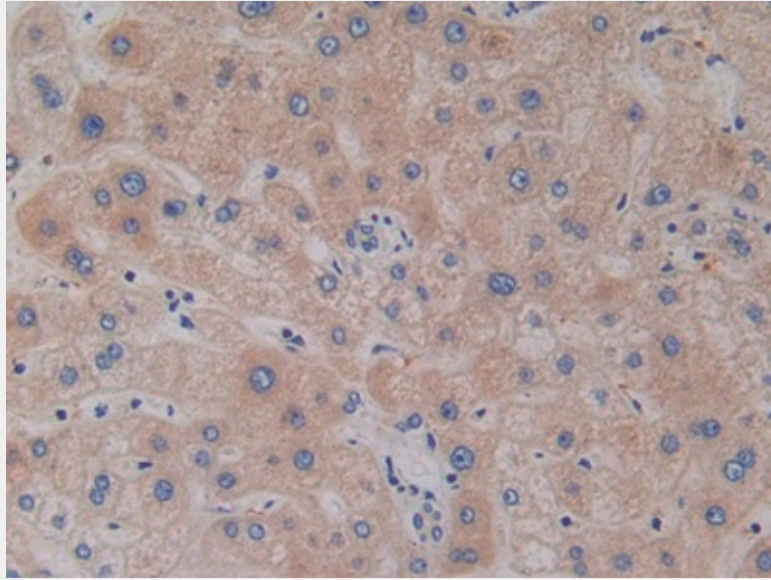


Figure. DAB staining on IHC-P; Samples: Human Liver Tissue.)

All products are for RESEARCH USE ONLY. Not for diagnostic & therapeutic purposes!