

APC/CY7 Linked Polyclonal Antibody to Apolipoprotein A4 (APOA4)

Catalog No: tcua3967APCCY7



Available Sizes

Size: 100ug



Specifications

Application:

WB; IHC; ICC; IP.

Species Reactivity:

Rabbit

Host Species:

Rabbit

Immunogen / Amino acids:

APOA4 (Leu135~Asn281)

Conjugation:

APC/CY7

Clonality:

Polyclone

Concentration:

200ug/ml

Storage Instruction:

Avoid repeated freeze/thaw cycles. Store at 4 °C for frequent use. Aliquot and store at -20 °C for 12 months.

Alternative Names:

ApoA-IV; ApoAIV; Apo-A4

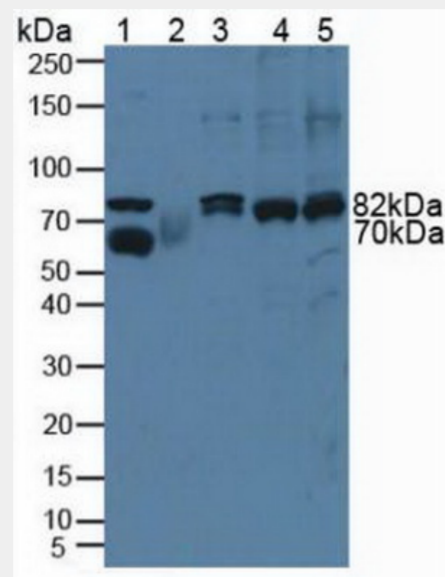


Figure. Western Blot; Sample: Lane1: Rat Serum; Lane2: Rat Testis Tissue; Lane3: Human Hela Cells; Lane4: Human A431 Cells; Lane5: Human Jurkat Cells.)

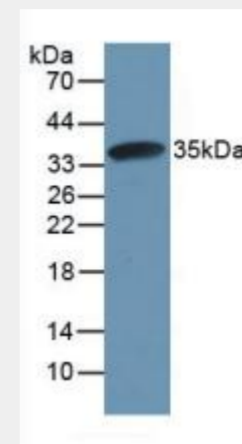


Figure. Western Blot; Sample: Recombinant CAPN1, Rat.)

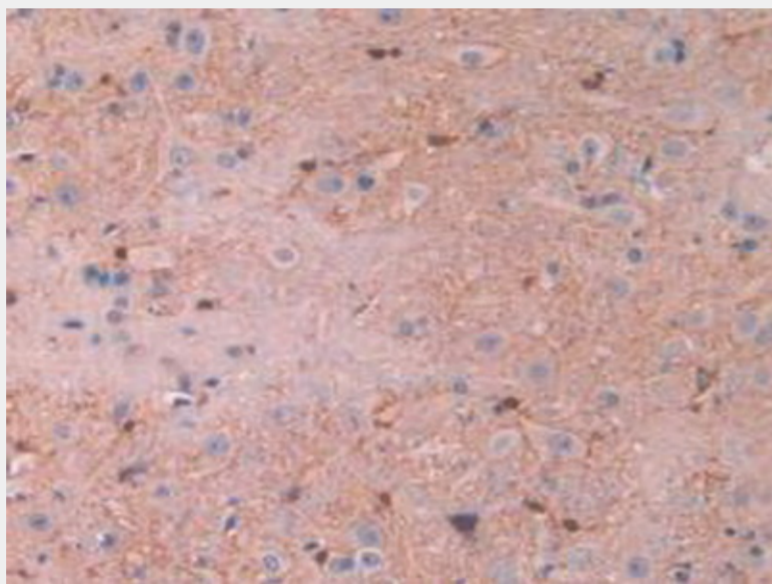


Figure. DAB staining on IHC-P; Samples: Rat Spinal Cord Tissue.)

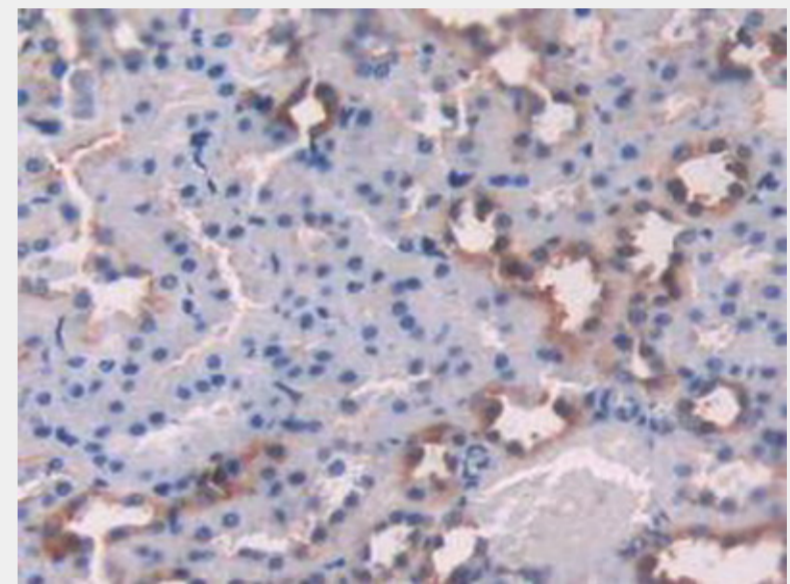


Figure. DAB staining on IHC-P; Samples: Rat Tissue.)

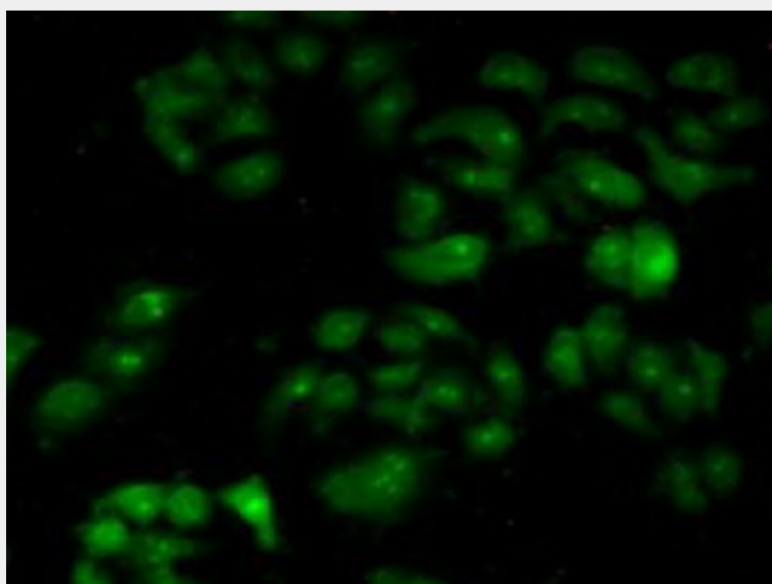


Figure. FITC staining on IHC-P; Samples: Human Hela Cells.)

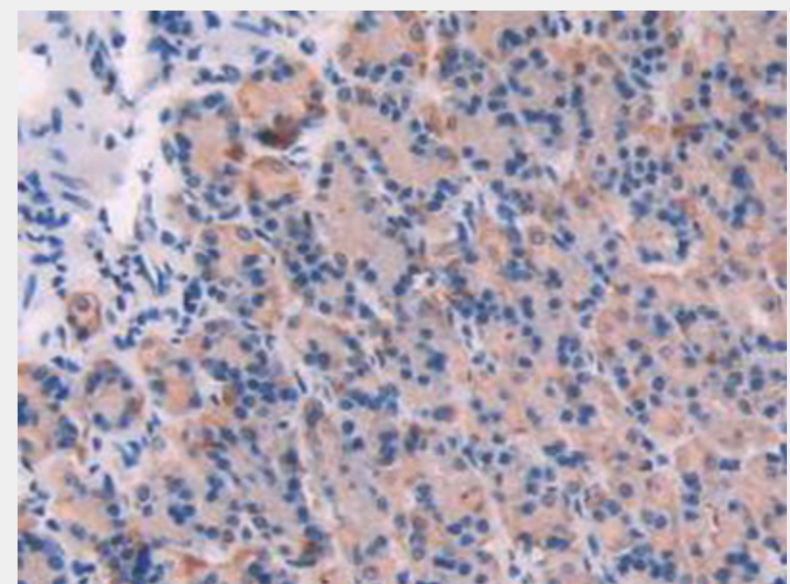


Figure. DAB staining on IHC-P; Samples: Rat Tissue.)

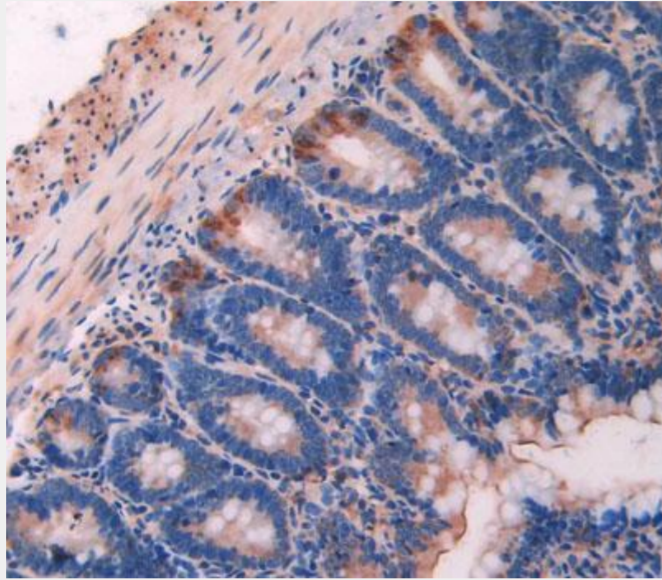


Figure. DAB staining on IHC-P; Samples: Rat Intestine Tissue.)

All products are for RESEARCH USE ONLY. Not for diagnostic & therapeutic purposes!