

APC/CY7 Linked Polyclonal Antibody to Ribophorin I (RPN1)

Catalog No: tcua2890APCCY7



Available Sizes

Size: 100ug



Specifications

Application:

WB; IHC; ICC; IP.

Species Reactivity:

Rabbit

Host Species:

Rabbit

Immunogen / Amino acids:

RPN1 (Ala24~Ser179)

Conjugation:

APC/CY7

Clonality:

Polyclone

Concentration:

200ug/ml

Storage Instruction:

Avoid repeated freeze/thaw cycles. Store at 4 °C for frequent use. Aliquot and store at -20 °C for 12 months.

Alternative Names:

RPN1; OST1; RBPH1; Dolichyl-Diphosphooligosaccharide-Protein Glycosyltransferase Subunit 1; Dolichyl-diphosphooligosaccharide protein glycosyltransferase 67 kDa subunit

SwissProt:

P04843

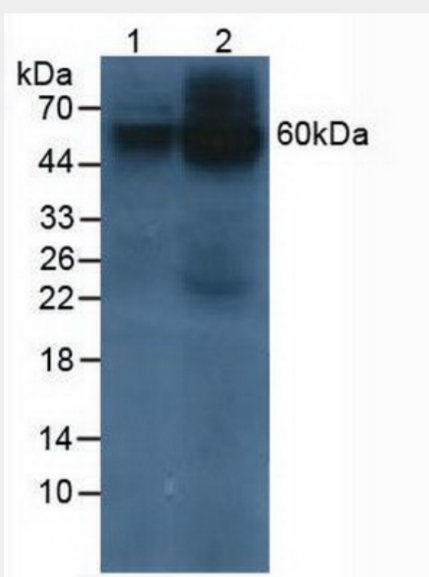


Figure. Western Blot; Sample: Lane1: Human 293T Cells; Lane2: Human HeLa Cells.)

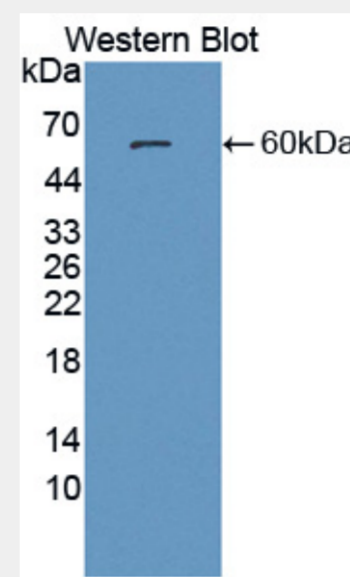


Figure. Western Blot ; Sample: Recombinant PSAP, Human.)

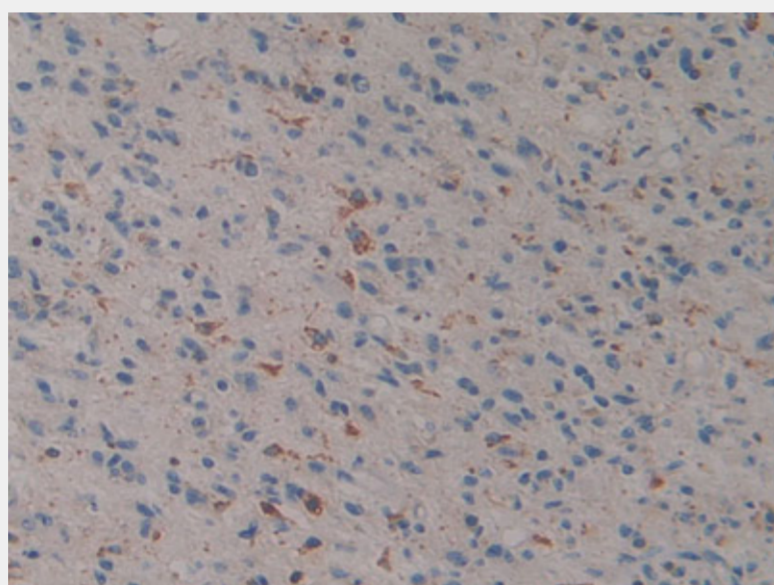


Figure. DAB staining on IHC-P; Samples: Human Glioma Tissue.)

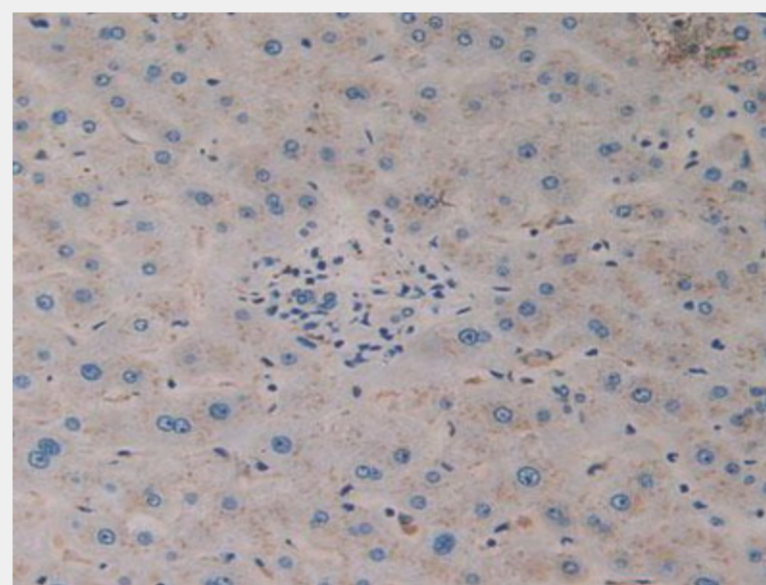


Figure. DAB staining on IHC-P; Samples: Human Liver Tissue.)

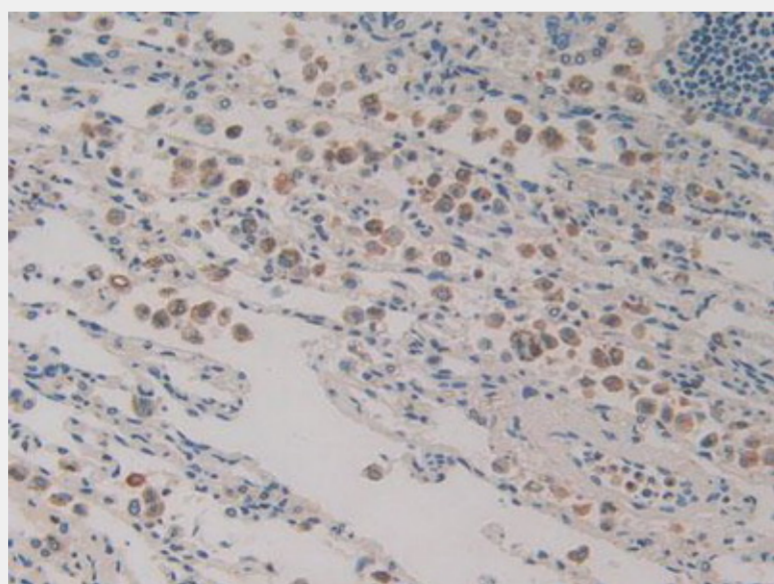


Figure. DAB staining on IHC-P; Samples: Human Lung Cancer Tissue)

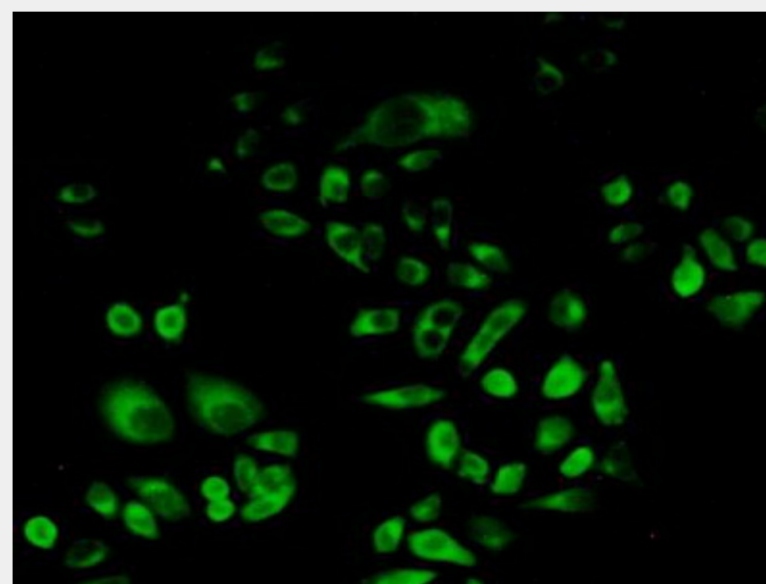


Figure. FITC staining on IHC-P; Samples: Human HeLa Cells.)

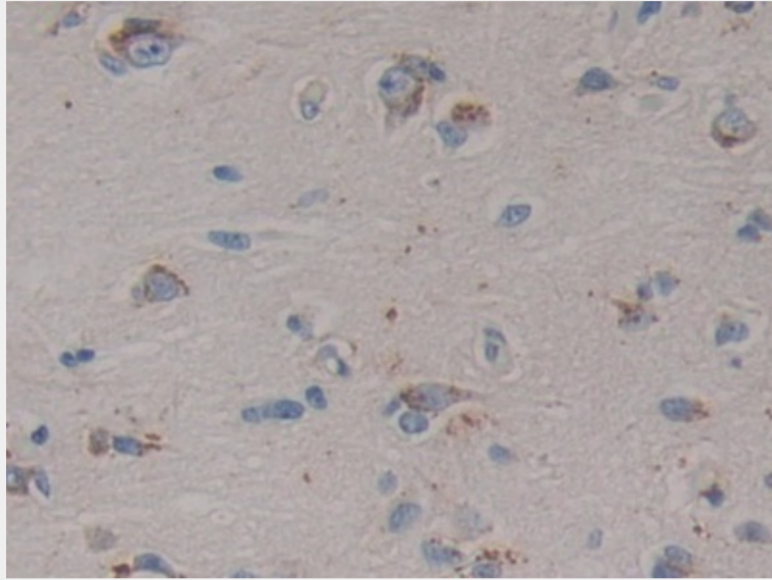


Figure. DAB staining on IHC-P; Samples: Human Brain Tissue.)

All products are for RESEARCH USE ONLY. Not for diagnostic & therapeutic purposes!