

# APC/CY7 Linked Polyclonal Antibody to Cysteine Dioxygenase I (CDO1)

Catalog No: tcua1874APCCY7



## Available Sizes

---

**Size:** 100ug

---



## Specifications

---

**Application:**

WB; IHC; ICC; IP.

---

**Species Reactivity:**

Rabbit

---

**Host Species:**

Rabbit

---

**Immunogen / Amino acids:**

CDO1 (Met1~Asn200)

---

**Conjugation:**

APC/CY7

---

**Clonality:**

Polyclone

---

**Concentration:**

200ug/ml

---

**Storage Instruction:**

Avoid repeated freeze/thaw cycles. Store at 4 °C for frequent use. Aliquot and store at -20 °C for 12 months.

---

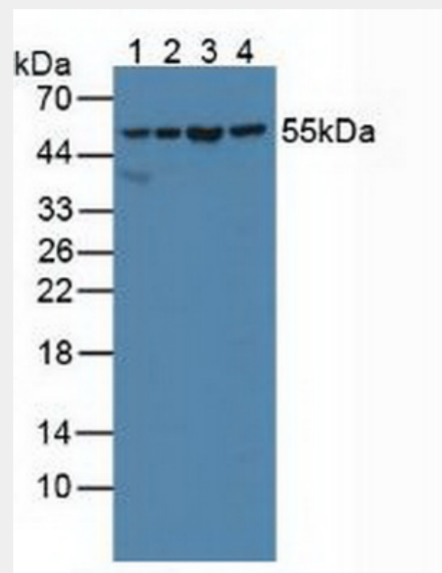


Figure. Western Blot; Sample: Lane1: Human Lung Tissue; Lane2: Human 293T Cells; Lane3: Human HeLa Cells; Lane4: Porcine Pancreas Tissue.)

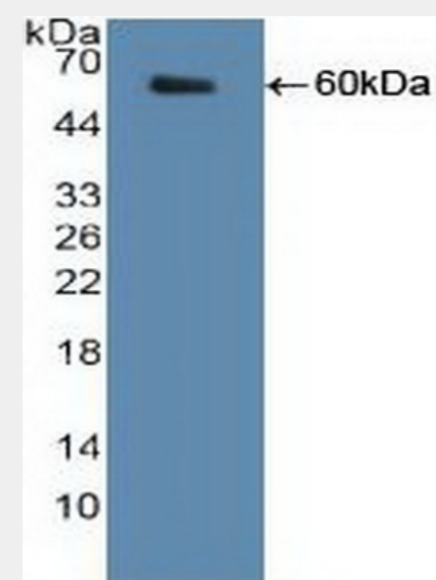


Figure. Western Blot; Sample: Recombinant SHMT2, Human.)

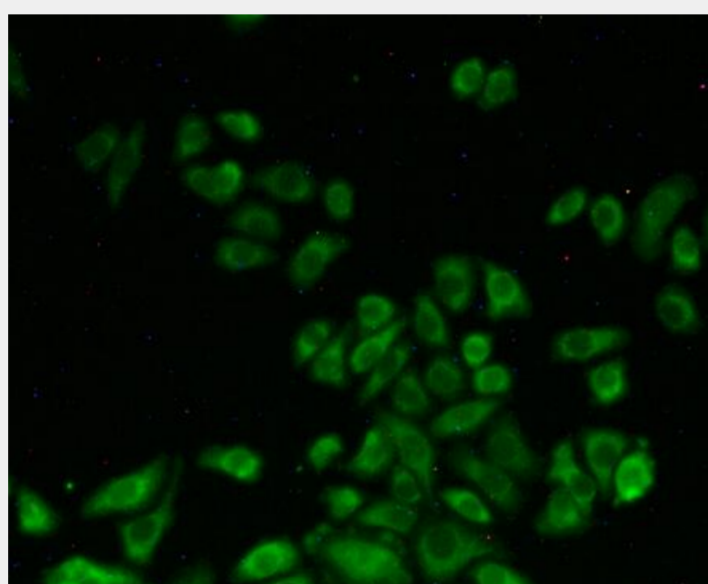


Figure:FITC staining on IHC-P  
Simple: HeLa cells)

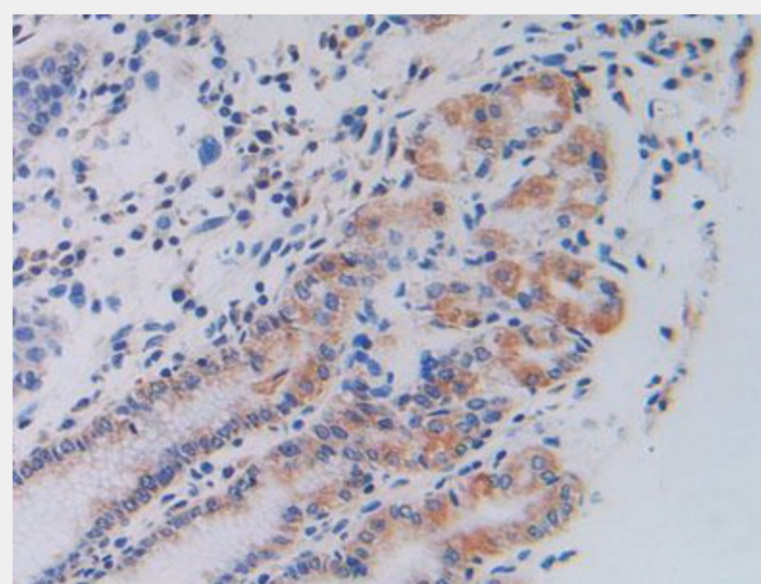


Figure. DAB staining on IHC-P; Samples: Human Stomach Tissue.)

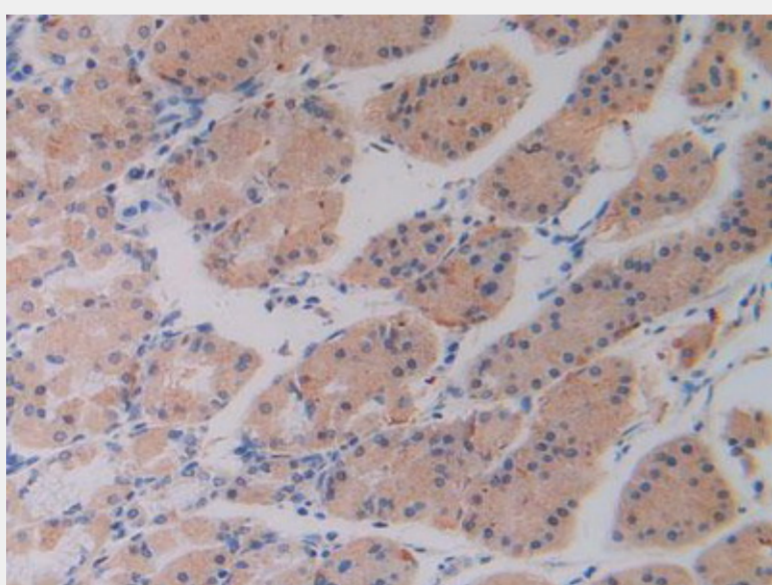


Figure. DAB staining on IHC-P; Samples: Human Stomach Cancer Tissue.)

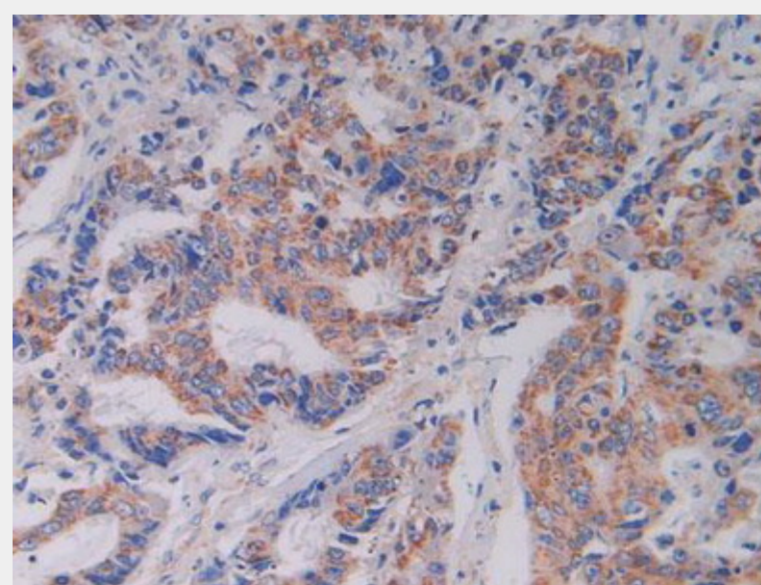


Figure. DAB staining on IHC-P; Samples: Human Rectum Cancer Tissue.)

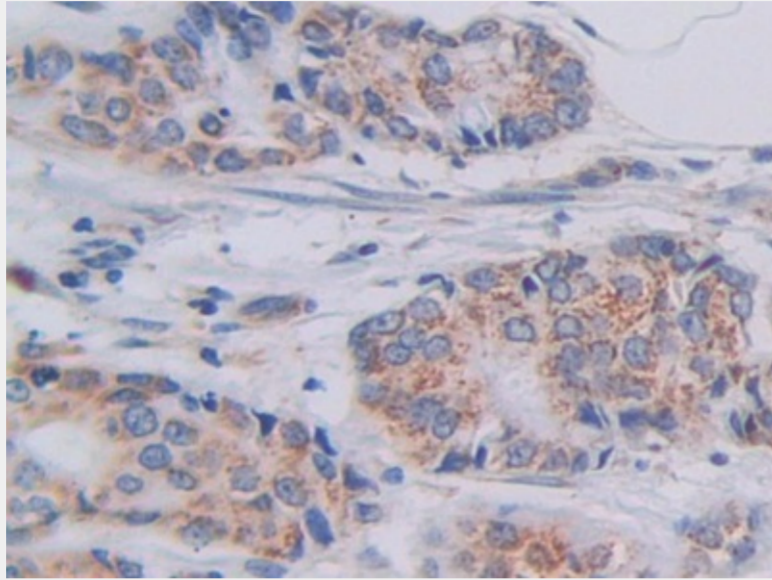


Figure. DAB staining on IHC-P; Samples: Human Breast Cancer Tissue.)

All products are for RESEARCH USE ONLY. Not for diagnostic & therapeutic purposes!