

APC/CY7 Linked Polyclonal Antibody to Transketolase Like Protein 1 (TKTL1)

Catalog No: tcua1084APCCY7



Available Sizes

Size: 100ug



Specifications

Application:

WB; IHC; ICC; IP.

Species Reactivity:

Rabbit

Host Species:

Rabbit

Immunogen / Amino acids:

TKTL1 (Met1~Asp259)

Conjugation:

APC/CY7

Clonality:

Polyclone

Concentration:

200ug/ml

Storage Instruction:

Avoid repeated freeze/thaw cycles. Store at 4 °C for frequent use. Aliquot and store at -20 °C for 12 months.

Alternative Names:

TKR; TKT2; TK 2; Transketolase-related protein; Transketolase 2

SwissProt:

P51854

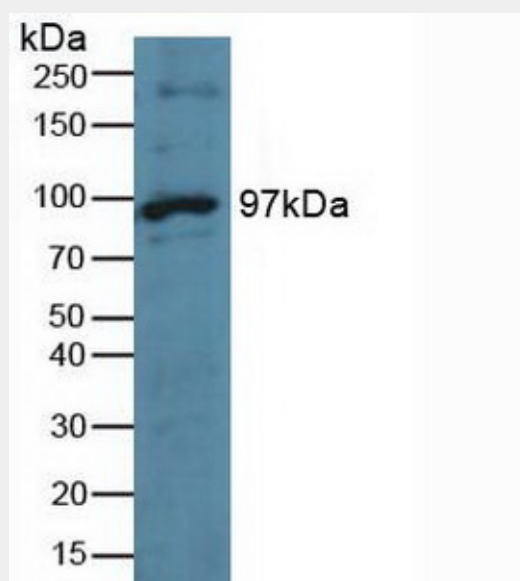


Figure. Western Blot; Sample: Human HeLa Cells.)

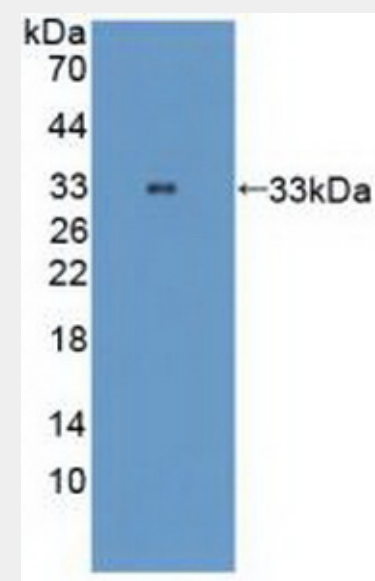


Figure. Western Blot; Sample: Recombinant TTK, Human.)

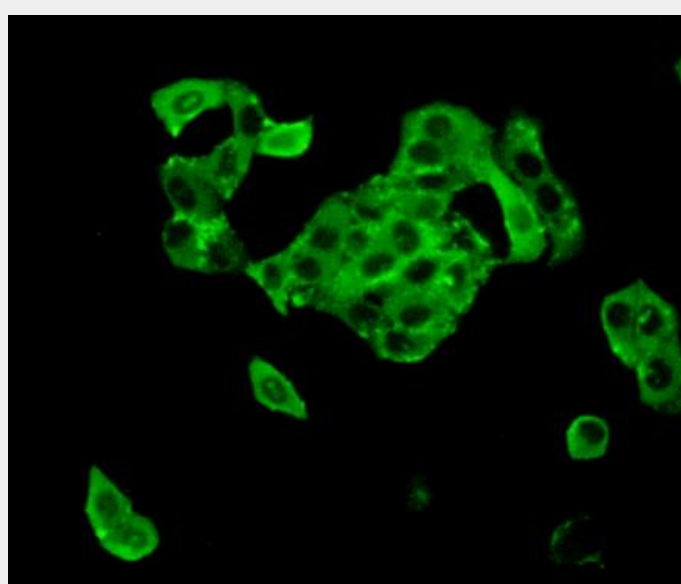


Figure: FITC staining on IHC-P
Simple: MCF7 cells)

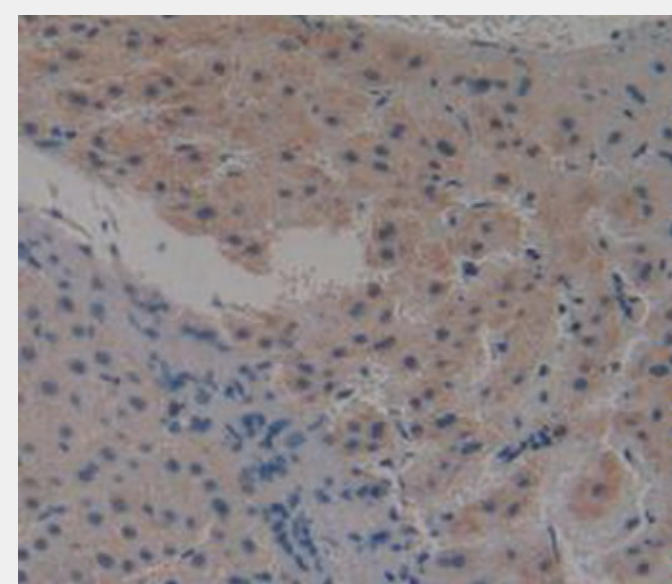


Figure. DAB staining on IHC-P; Samples: Human Liver Cancer Tissue.)

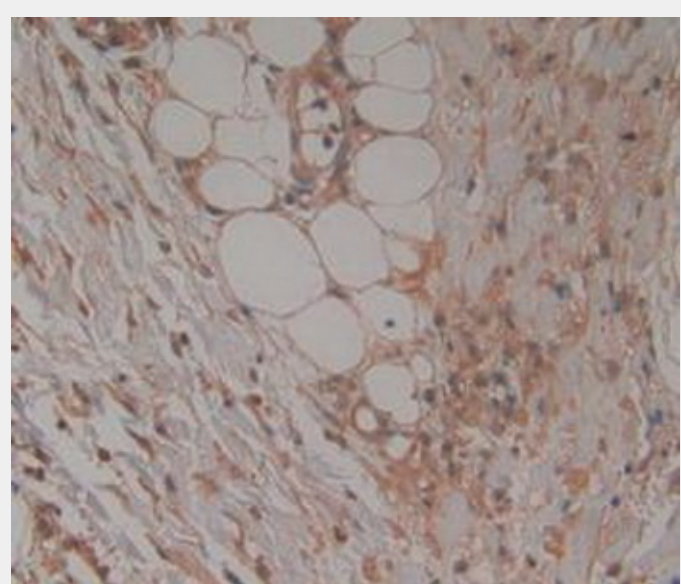


Figure. DAB staining on IHC-P; Samples: Human Skin Cancer Tissue.)

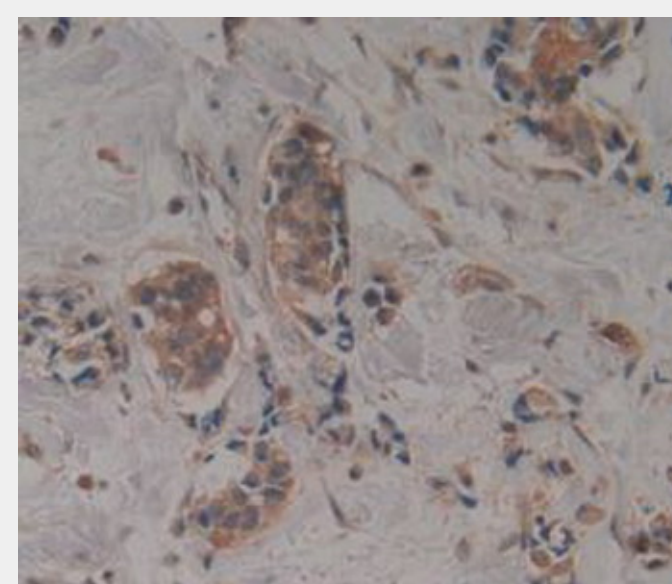


Figure. DAB staining on IHC-P; Samples: Human Breast Cancer Tissue.)

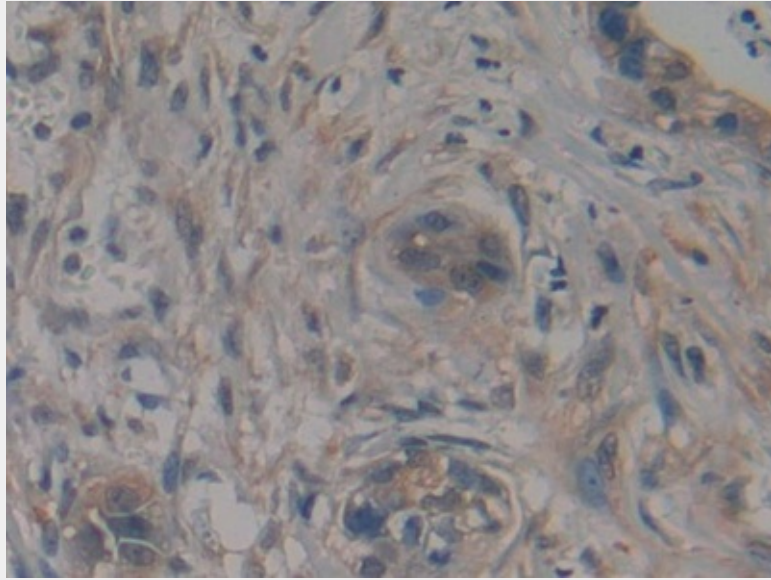


Figure. DAB staining on IHC-P; Samples: Human Liver Tissue.)

All products are for RESEARCH USE ONLY. Not for diagnostic & therapeutic purposes!