

# APC/CY7 Linked Polyclonal Antibody to p21 Protein Activated Kinase 4 (PAK4)

Catalog No: tcua961APCCY7



## Available Sizes

---

**Size:** 100ug

---



## Specifications

---

**Application:**

WB; IHC; ICC; IP.

---

**Species Reactivity:**

Rabbit

---

**Host Species:**

Rabbit

---

**Immunogen / Amino acids:**

PAK4 (Val299~Ser542)

---

**Conjugation:**

APC/CY7

---

**Clonality:**

Polyclone

---

**Concentration:**

200ug/ml

---

**Storage Instruction:**

Avoid repeated freeze/thaw cycles. Store at 4 °C for frequent use. Aliquot and store at -20 °C for 12 months.

---

**Alternative Names:**

Serine/threonine-protein kinase PAK 4

---

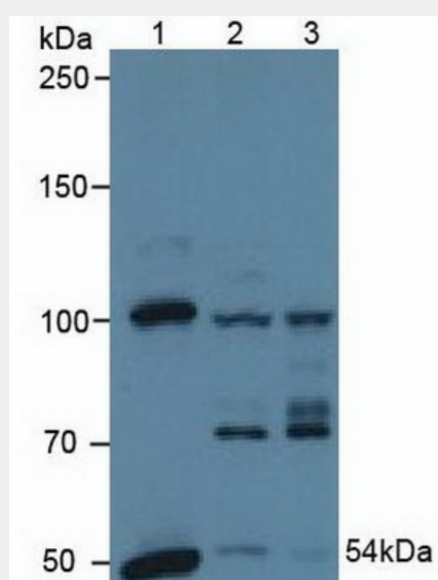


Figure. Western Blot; Sample: Lane1: Human A431 Cells; Lane2: Human HeLa Cells; Lane3: Porcine Heart Tissue.)




Figure. Western Blot; Sample: Recombinant PDHX, Human.)

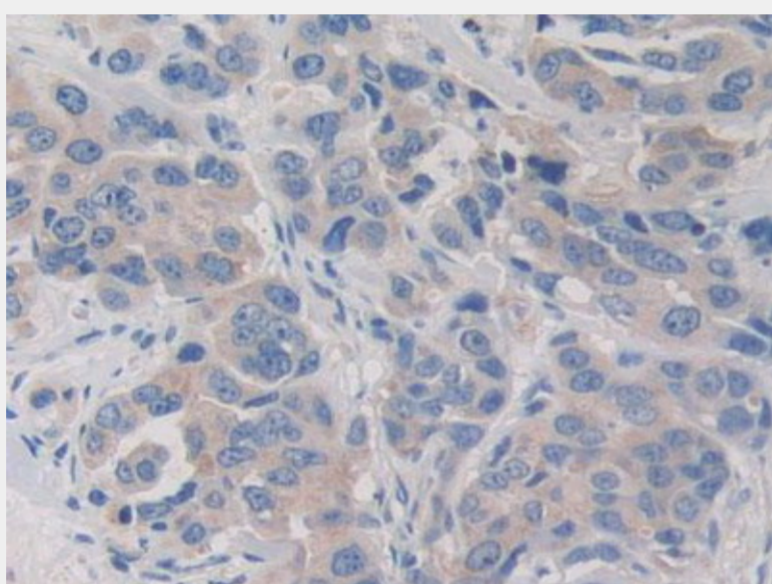


Figure. DAB staining on IHC-P; Samples: Human Breast Cancer Tissue.)

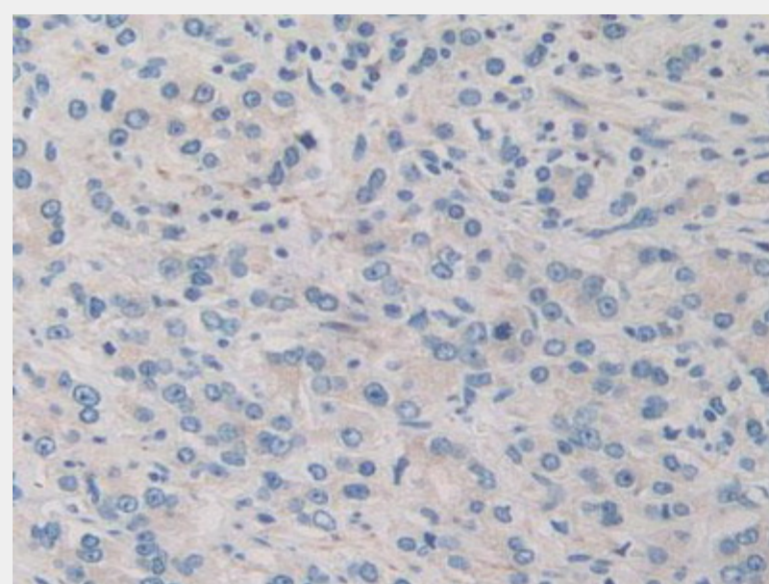


Figure. DAB staining on IHC-P; Samples: Human Prostate Gland Cancer Tissue.)

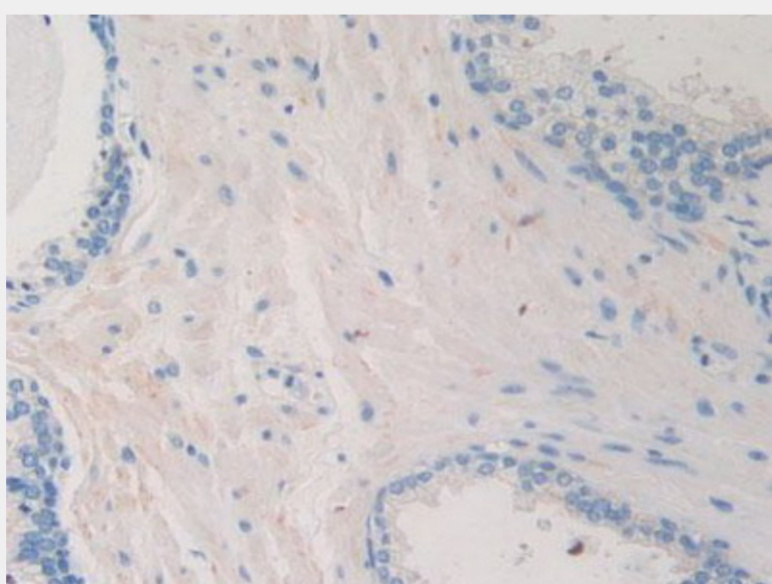


Figure. DAB staining on IHC-P; Samples: Human Prostate Gland Tissue.)

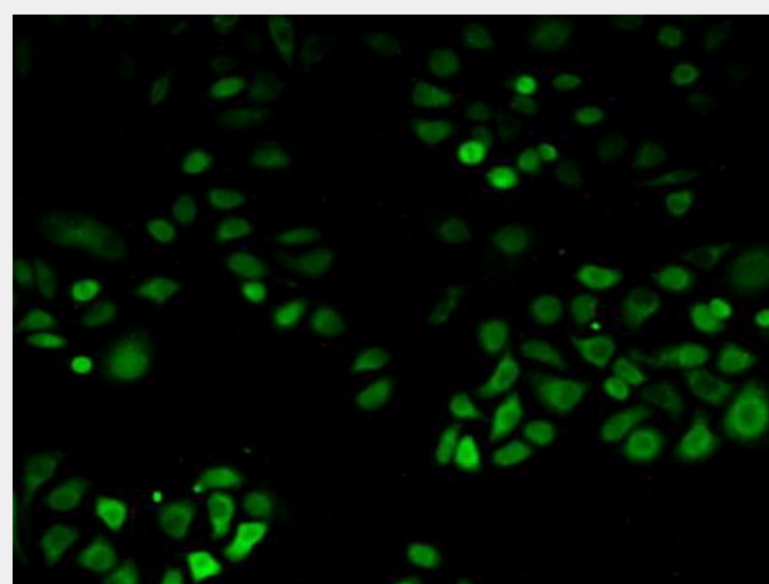


Figure. FITC staining on IHC-P; Samples: Human HeLa Cells.)

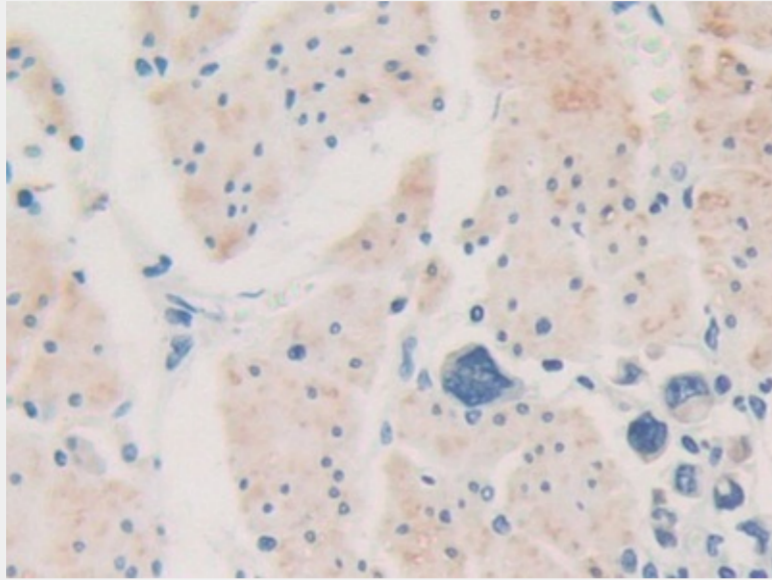


Figure. DAB staining on IHC-P; Samples: Human Stomach Cancer Tissue.)

All products are for RESEARCH USE ONLY. Not for diagnostic & therapeutic purposes!