

APC/CY7 Linked Polyclonal Antibody to Keratin 81 (KRT81)

Catalog No: tcua180APCCY7



Available Sizes

Size: 100ug



Specifications

Application:

WB; IHC; ICC; IP.

Species Reactivity:

Rabbit

Host Species:

Rabbit

Immunogen / Amino acids:

KRT81 (Gln142~Thr257)

Conjugation:

APC/CY7

Clonality:

Polyclone

Concentration:

200ug/ml

Storage Instruction:

Avoid repeated freeze/thaw cycles. Store at 4 °C for frequent use. Aliquot and store at -20 °C for 12 months.

Alternative Names:

KRTHB1; Hb-1; K81; MLN137; Keratin, Hair, Basic 1; Hard Keratin Type II 1; Keratin, type II cuticular Hb1; Metastatic lymph node 137 gene protein

SwissProt:

Q14533

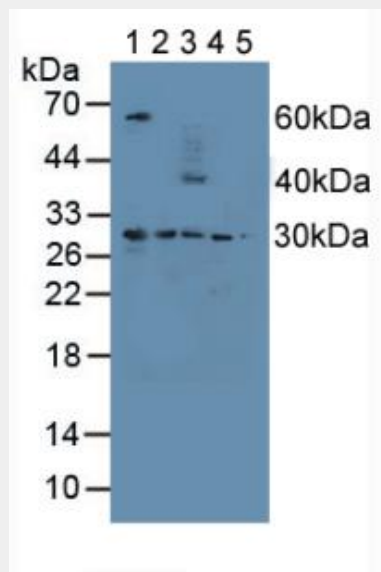


Figure. Western Blot; Sample: Lane1: Human Liver Tissue; Lane2: Mouse Spleen Tissue; Lane3: Mouse Heart Tissue; Lane4: Human A549 Cells; Lane5: Mouse Placenta Tissue.)




Figure. Western Blot; Sample: Recombinant PSMD9, Human.)

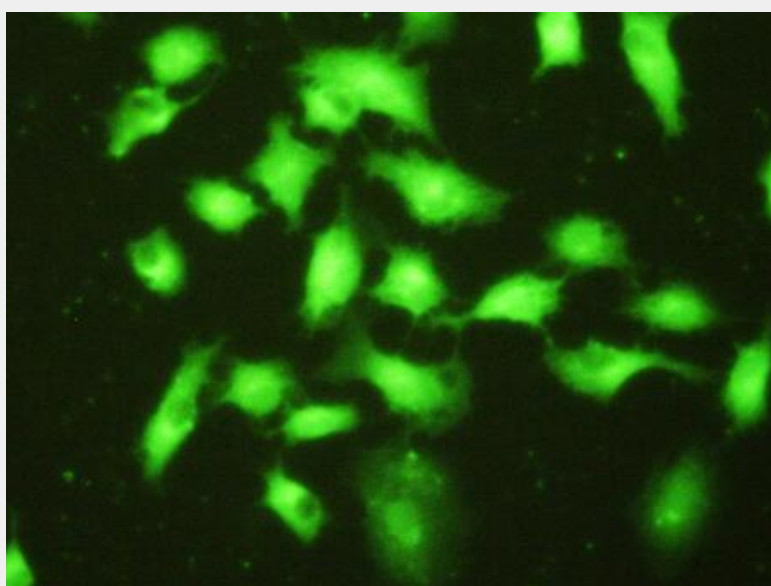


Figure:FITC staining on IHC-P
Simple: A549 cells.)

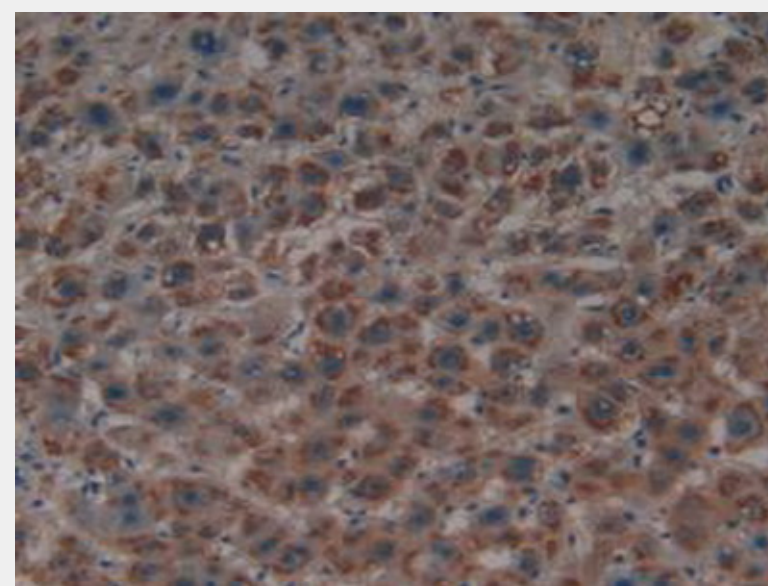


Figure. DAB staining on IHC-P;
Samples: Human Live Cancer Tissue.)

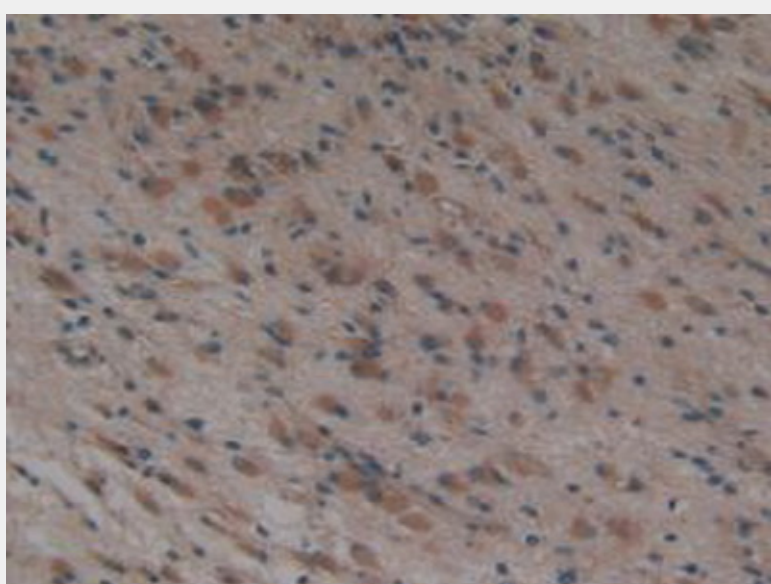


Figure. DAB staining on IHC-P;
Samples: Human Glioma Tissue.)

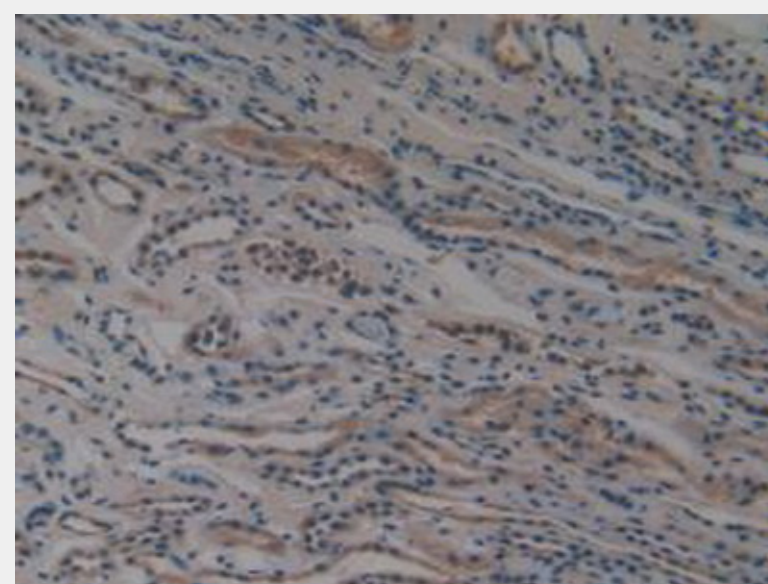


Figure. DAB staining on IHC-P;
Samples: Human Kidney Tissue.)

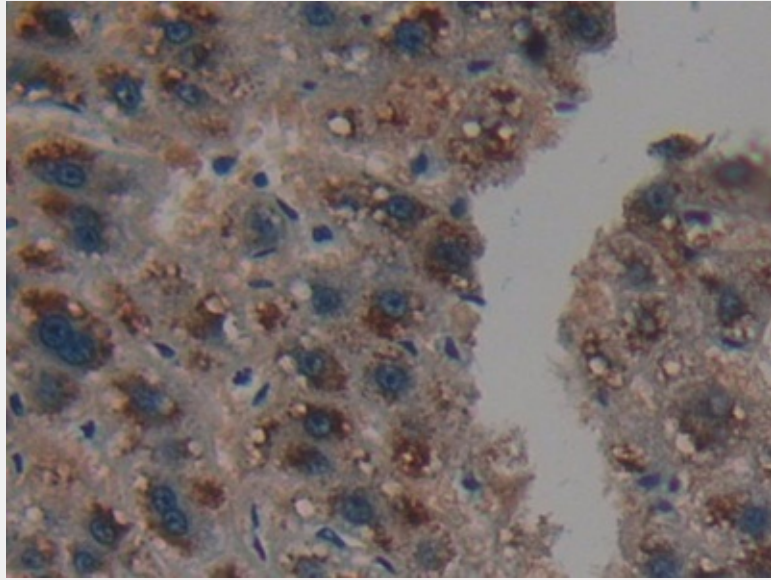


Figure. DAB staining on IHC-P; Samples: Human Liver Tissue.)

All products are for RESEARCH USE ONLY. Not for diagnostic & therapeutic purposes!