

APC/CY7 Linked Polyclonal Antibody to Coiled Coil Domain Containing Protein 60 (CCDC60)

Catalog No: tcua14APCCY7



Available Sizes

Size: 100ug



Specifications

Application:

WB; IHC; ICC; IP.

Species Reactivity:

Rabbit

Host Species:

Rabbit

Immunogen / Amino acids:

CCDC60 (Ala388~Arg520)

Conjugation:

APC/CY7

Clonality:

Polyclone

Concentration:

200ug/ml

Storage Instruction:

Avoid repeated freeze/thaw cycles. Store at 4 °C for frequent use. Aliquot and store at -20 °C for 12 months.




Figure. Western Blot; Sample: Human THP-1 Cells.)

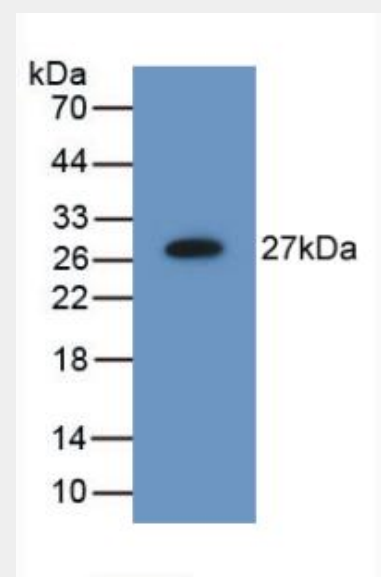


Figure. Western Blot; Sample: Recombinant MB21D1, Mouse.)

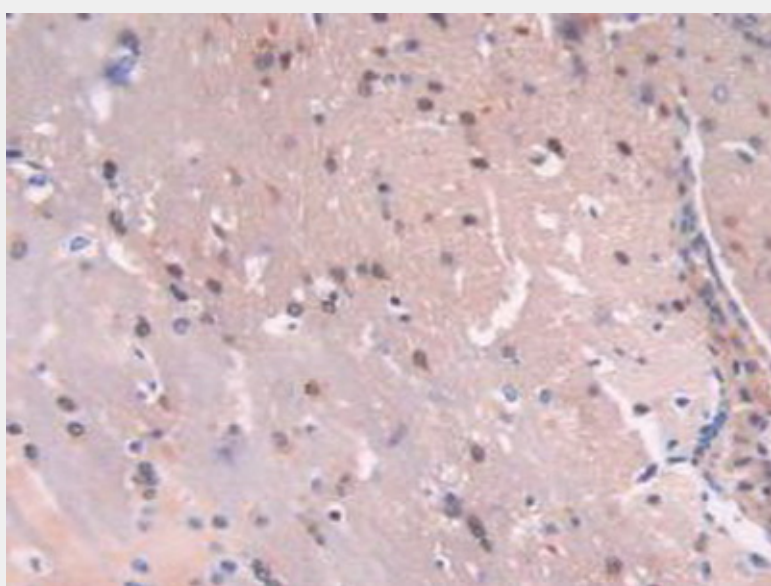


Figure. DAB staining on IHC-P;
Samples: Mouse Brain Tissue.)

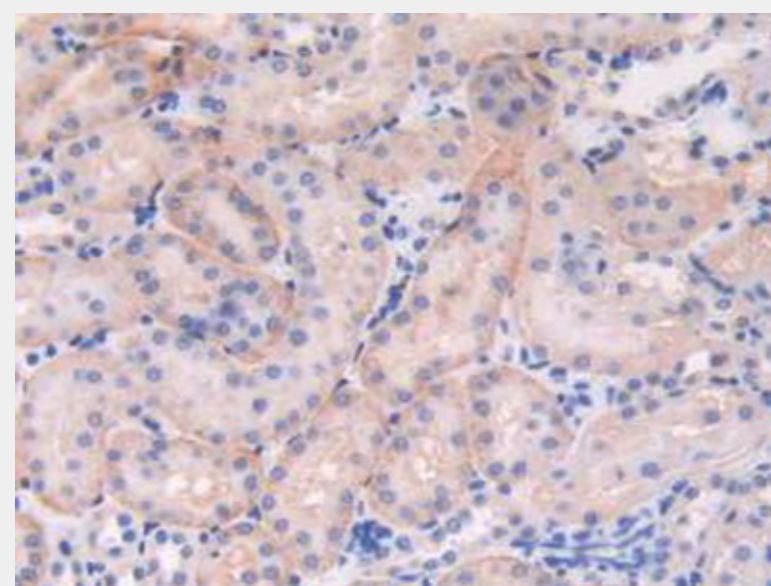


Figure. DAB staining on IHC-P;
Samples: Mouse Kidney Tissue.)

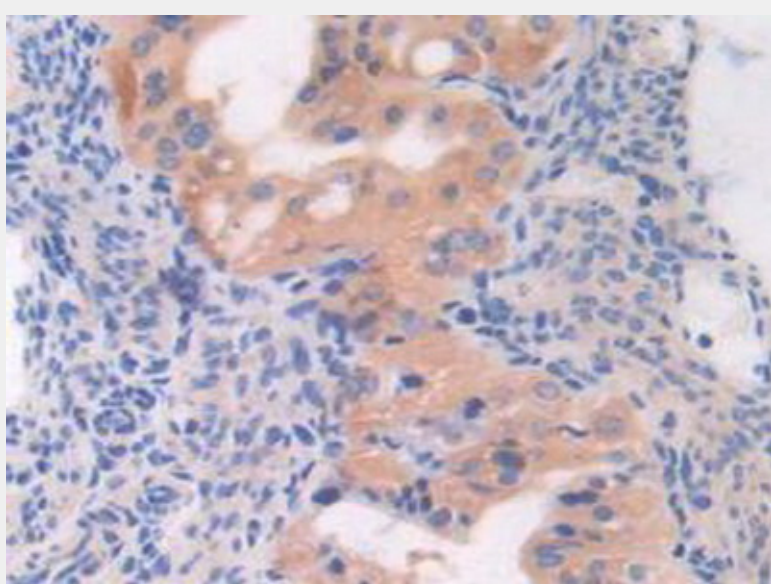


Figure. DAB staining on IHC-P;
Samples: Mouse Oviduct Tissue.)

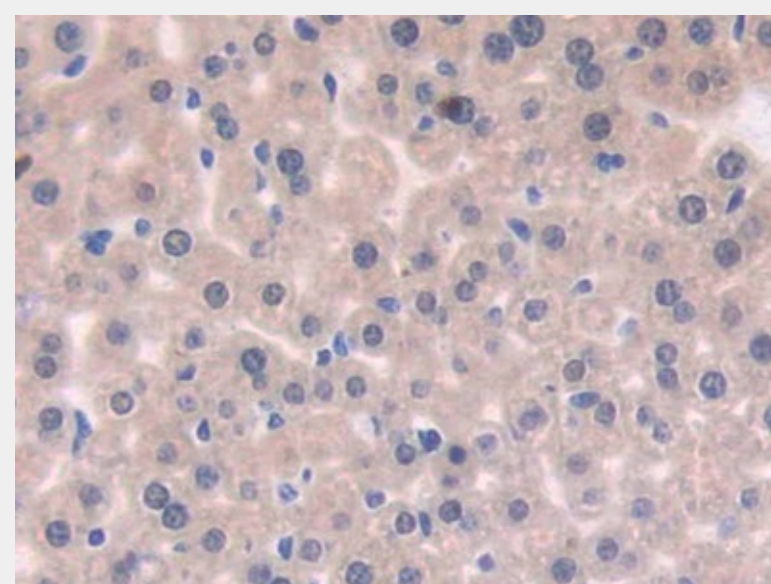


Figure. DAB staining on IHC-P; Samples: Mouse Liver Tissue.)

All products are for RESEARCH USE ONLY. Not for diagnostic & therapeutic purposes!