

FRhK-4

Catalog No: tcel84



Available Sizes

Size: 1×10⁶cells/t25culturebottle





Specifications

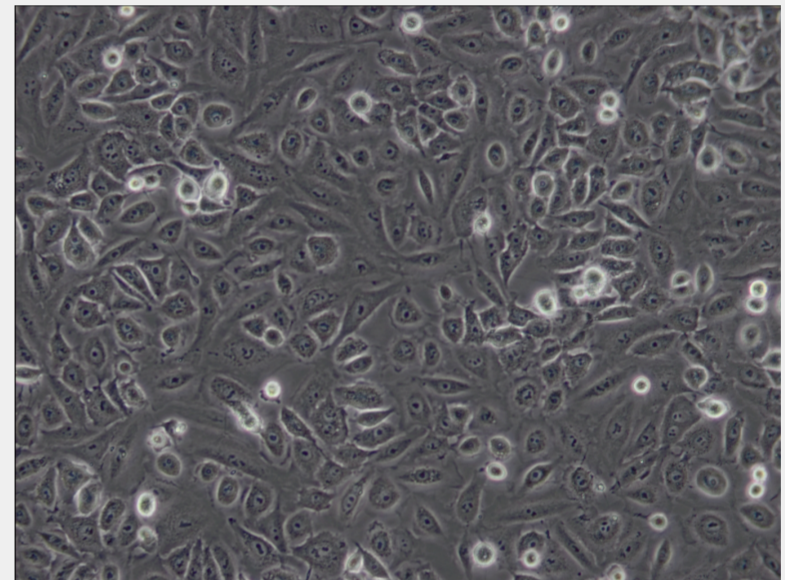
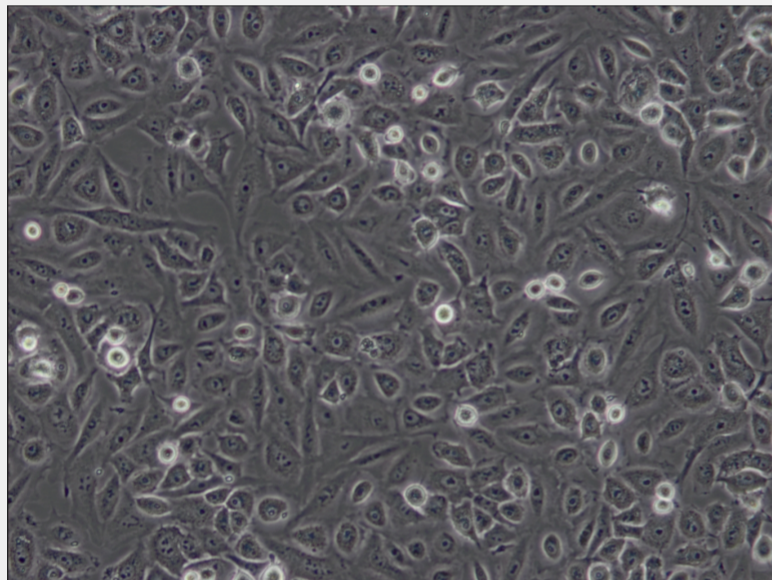
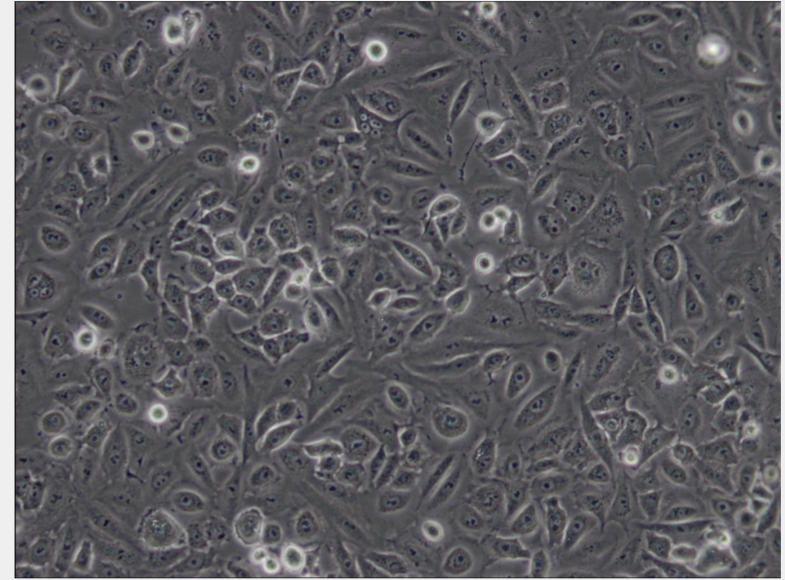

Application:

efficacy testing; viruscide testing; detection of viruses

Subculturing:

Remove and discard culture medium. Briefly rinse the cell layer with DPBS solution to remove all traces of serum that contains trypsin inhibitor. Add 1.0 to 2.0 mL of Trypsin-EDTA solution to flask and observe cells under an inverted microscope until cell layer is dispersed (usually within 2 to 3 minutes). Cells that are difficult to detach may be placed at 37°C to facilitate dispersal. Add 4.0 to 6.0 mL of complete growth medium and aspirate cells by gently pipetting. Add appropriate aliquots of the cell suspension to new culture vessels.





All products are for RESEARCH USE ONLY. Not for diagnostic & therapeutic purposes!