

Recombinant Rabbit Anti-Human IgG3 Antibody

Catalog No: tcna4770



Available Sizes

Size: 50ug

Size: 100ug



Specifications

Application:

ICC, IHC, FACS, ELISA

Species Reactivity:

Human

Host Species:

Rabbit

Immunogen / Amino acids:

Human IgG3 was used as the immunogen for this recombinant Human IgG3 antibody.

Conjugation:

Biotin Conjugate

Clonality:

Recombinant Rabbit Monoclonal

Clones:

RM119

Isotype:

Rabbit IgG

Form:

Liquid

Storage Buffer:

1 mg/ml in PBS with 50% glycerol, 1% BSA and 0.09% sodium azide

Recommended Dilution:

ELISA: 50ng/well - 200ng/well (Capture); 0.05-0.2ug/ml (Detection)

Immunocytochemistry: 0.5-2ug/ml

Immunohistochemistry: 0.5-2ug/ml The stated application concentrations are suggested starting points. Titration of the recombinant Human IgG3 antibody may be required due to differences in protocols and secondary/substrate sensitivity.

Storage Instruction:

Store the recombinant Human IgG3 antibody at -20oC (with glycerol) or aliquot and store at -20oC (without glycerol).

SwissProt:

P01860

Gene ID:

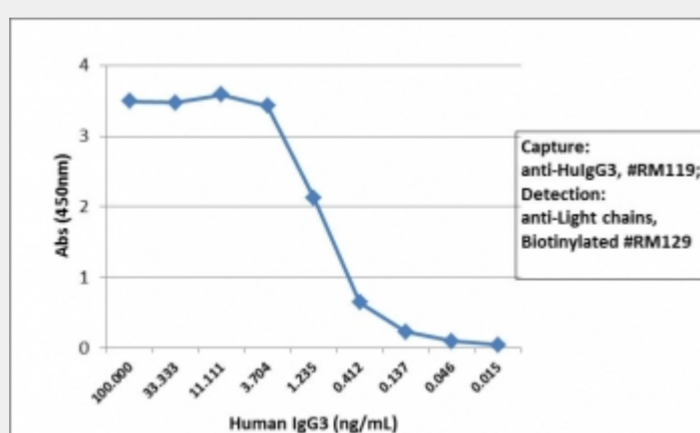
3502 (human);

References

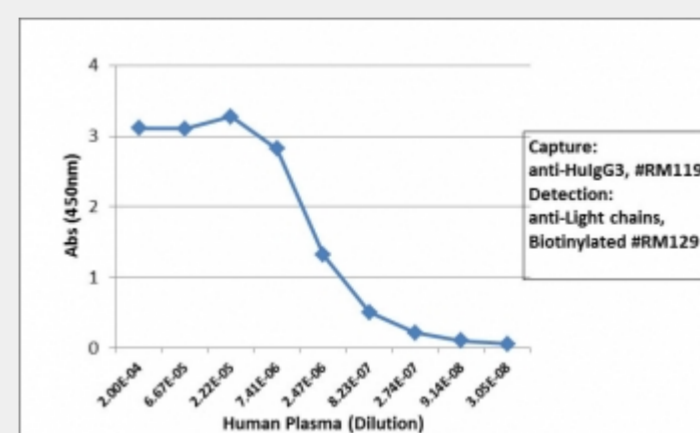
Biotin Conjugate

Product Description

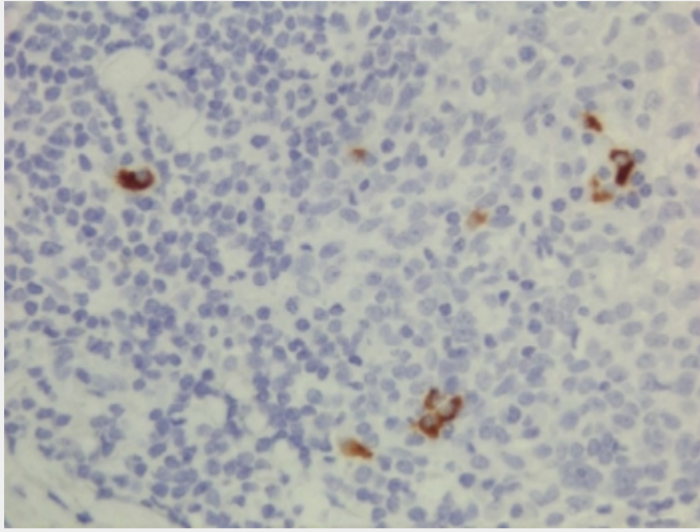
This recombinant Human IgG3 antibody reacts to the heavy chain of human IgG3. No cross reactivity with human IgG1, IgG2, IgG4, IgM, IgA, IgD, IgE, mouse IgG, rat IgG, or goat IgG.



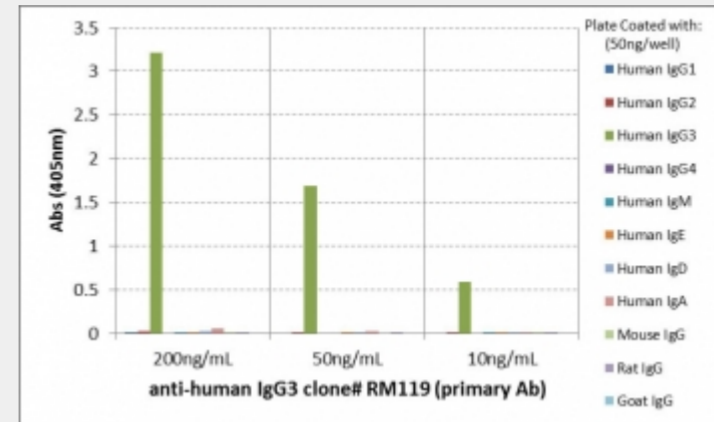
Sandwich ELISA with human IgG3 using recombinant Human IgG3 antibody as the capture, and [biotinylated anti-human light chains \(, kappa+, lambda\) antibody RM129](#) as the detect, followed by an AP conjugated streptavidin.



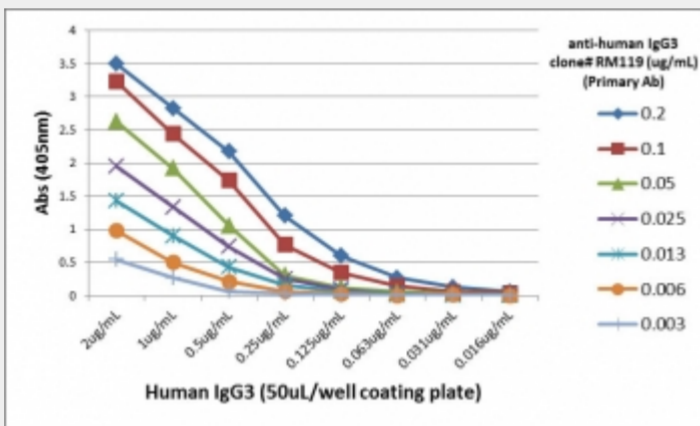
Sandwich ELISA with human plasma using recombinant Human IgG3 antibody as the capture, and [biotinylated anti-human light chains \(, kappa+, lambda\) antibody RM129](#) as the detect, followed by an AP conjugated streptavidin.



IHC testing of FFPE human lymphoid tissue with recombinant Human IgG3 antibody. A pH6 Citrate buffer or pH9 Tris/EDTA buffer HIER step is recommended for testing of FFPE tissue sections.



ELISA of human immunoglobulins shows recombinant Human IgG3 antibody reacts only to hIgG3. No cross reactivity with IgG1, IgG2, IgG4, IgE, IgD, IgA, mouse/rat/goat IgG.



ELISA Titration: the plate was coated with different amounts of hIgG3. A serial dilution of recombinant Human IgG3 antibody was used as the primary and an alkaline phosphatase conjugated anti-rabbit IgG as the secondary.

All products are for RESEARCH USE ONLY. Not for diagnostic & therapeutic purposes!