

Anti Actin Alpha 2, Smooth Muscle (ACTa2) Polyclonal Antibody

Catalog No: tcua8221



Available Sizes

Size: 20ul

Size: 100ul

Size: 200ul



Specifications

Application:

Loading Control of WB.

Species Reactivity:

Homo sapiens (Human)

Host Species:

Rabbit

Conjugation:

Unconjugated

Clonality:

-

Form:

Liquid

Storage Buffer:

PBS, pH7.4, containing 0.02% NaN₃, 50% glycerol.

Recommended Dilution:

Western blotting: 0.5-2ug/ml

Optimal working dilutions must be determined by end user.

Alternative Names:

ACT-A2; ACTSA; ACTVS; Asma; GIG46; Cell growth-inhibiting gene 46 protein

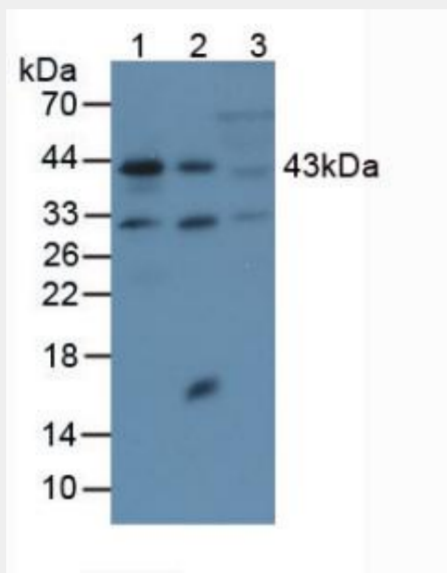


Figure. Western Blot; Sample: Lane1: Mouse Brain Tissue; Lane2: Mouse Heart Tissue; Lane3: Mouse Skeletal Muscle Tissue.)




Figure. Western Blot; Sample: Recombinant ACTa2, Human.)

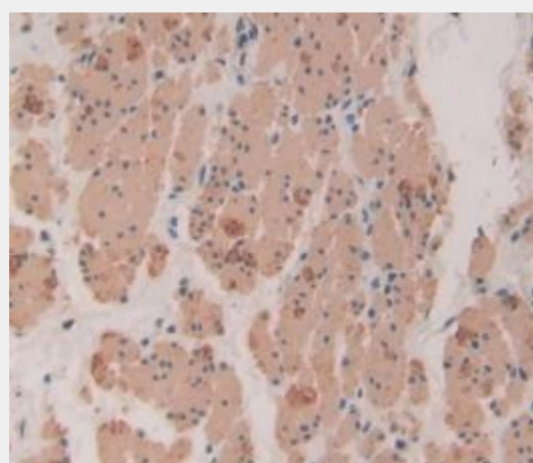


Figure. DAB staining on IHC-P;
Samples: Human esophagus Tissue.)

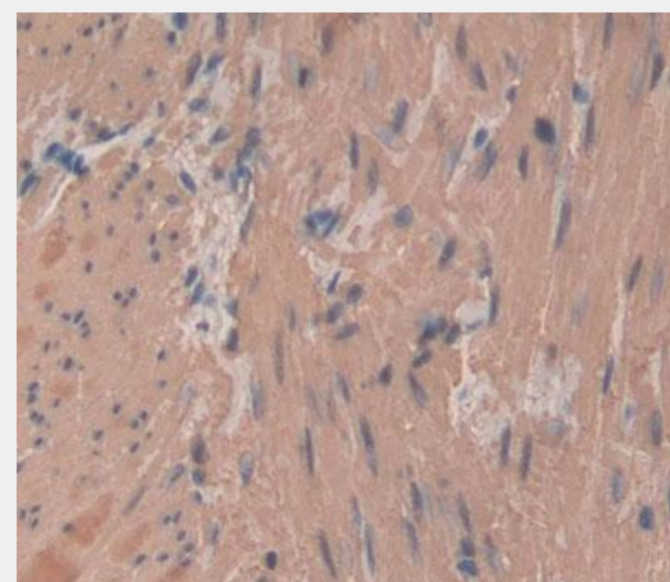
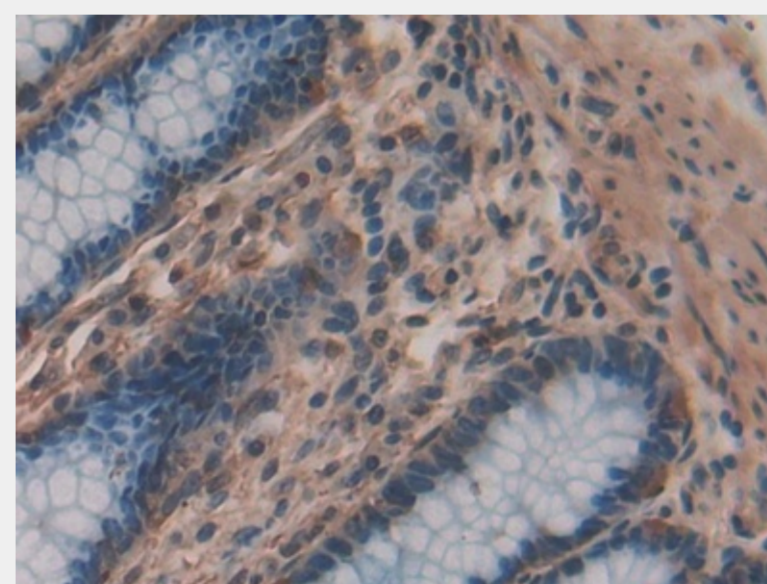


Figure. DAB staining on IHC-P;
Samples: Human Rectum Cancer Tissue.)



Figure. DAB staining on IHC-P;
Samples: Human Rectum Tissue.)



DAB staining on IHC-P;
Samples: Human Rectum Tissue)

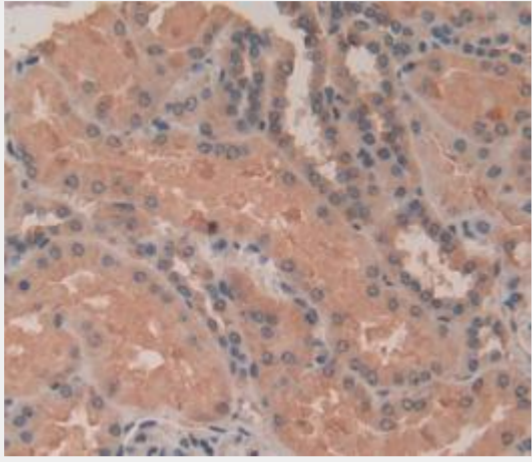


Figure. DAB staining on IHC-P; Samples: Human Kidney Tissue.)

All products are for RESEARCH USE ONLY. Not for diagnostic & therapeutic purposes!