

Recombinant Rabbit Anti-Human IgM Antibody

Catalog No: tcna4762



Available Sizes

Size: 50ug

Size: 100ug



Specifications

Application:

ICC, IHC, FACS, ELISA

Species Reactivity:

Human

Host Species:

Rabbit

Immunogen / Amino acids:

Human IgM was used as the immunogen for this recombinant Human IgM antibody.

Conjugation:

Biotin Conjugate

Clonality:

Recombinant Rabbit Monoclonal

Clones:

RM121

Isotype:

Rabbit IgG

Form:

Liquid

Storage Buffer:

1 mg/ml in PBS with 50% glycerol, 1% BSA and 0.09% sodium azide

Recommended Dilution:

ELISA: 50ng/well - 200ng/well (Capture); 0.05-0.2ug/ml (Detection)

Immunocytochemistry: 0.5-2ug/ml

Immunohistochemistry: 0.5-2ug/ml (1)The stated application concentrations are suggested starting points. Titration of the recombinant Human IgM antibody may be required due to differences in protocols and secondary/substrate sensitivity.

1. A pH6 Citrate buffer or pH9 Tris/EDTA buffer HIER step is recommended for testing of FFPE tissue sections.

Storage Instruction:

Store the recombinant Human IgM antibody at -20oC (with glycerol) or aliquot and store at -20oC (without glycerol).

SwissProt:

P01871

Gene ID:

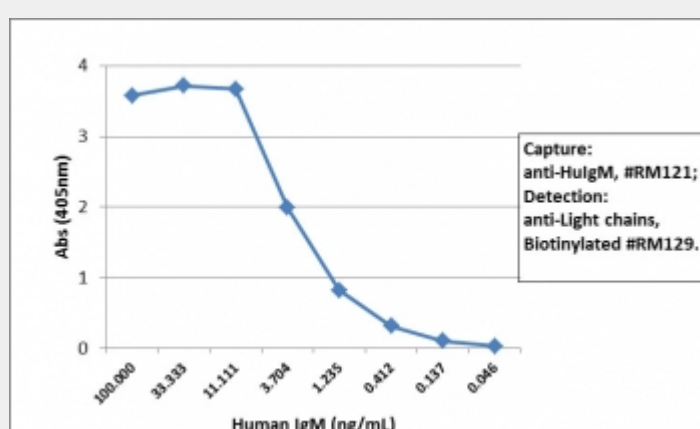
3507 (human);

References

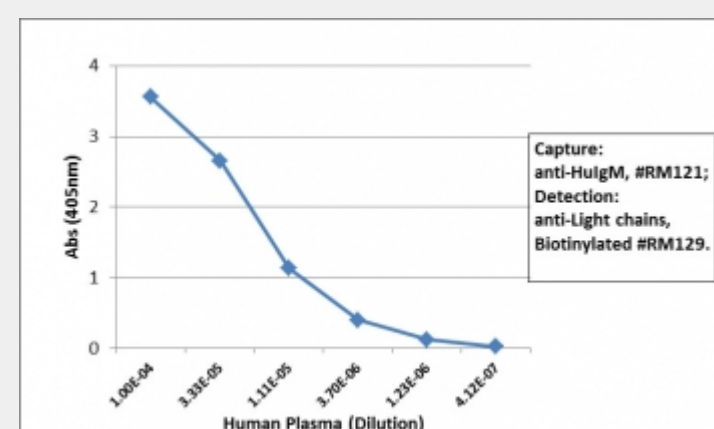
Biotin Conjugate

Product Description

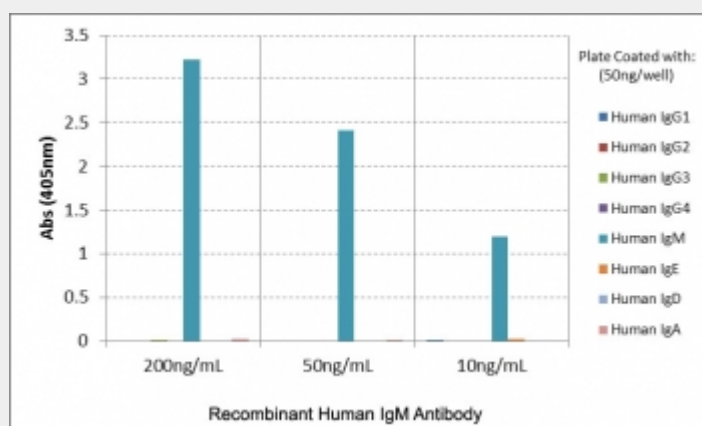
This recombinant Human IgM antibody reacts to the heavy chain of human IgM. No cross reactivity with human IgG, IgA, IgD, or IgE.



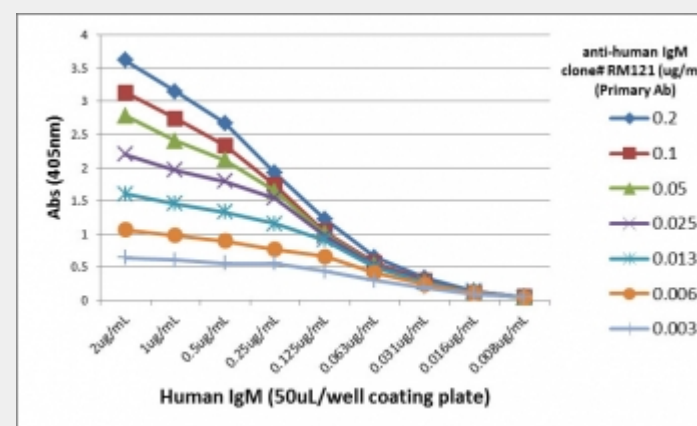
Sandwich ELISA of human IgM using the recombinant Human IgM antibody as the capture (100ng/well), and biotinylated [anti-human light chains \(, kappa+, lambda\) antibody RM129](#) as the detect, followed by an alkaline phosphatase conjugated streptavidin.



Sandwich ELISA of human plasma using the recombinant Human IgM antibody as the capture (100ng/well), and biotinylated [anti-human light chains \(, kappa+, lambda\) antibody RM129](#) as the detect, followed by an alkaline phosphatase conjugated streptavidin.



ELISA of human immunoglobulins shows the recombinant Human IgM antibody reacts only to human IgM. No cross reactivity with Human IgG, IgE, IgD, or IgA.



ELISA Titration: the plate was coated with different amounts of human IgM. A serial dilution of the recombinant Human IgM antibody was used as the primary and an alkaline phosphatase conjugated anti-rabbit IgG as the secondary.

All products are for RESEARCH USE ONLY. Not for diagnostic & therapeutic purposes!