

Recombinant Rabbit Anti-Human IgG4 Fc Antibody- sodium azide free

Catalog No: tcna4772saf



Available Sizes

Size: 100ug



Specifications

Application:

ELISA

Species Reactivity:

Human

Host Species:

Rabbit

Immunogen / Amino acids:

Peptide corresponding to the Fc region of hIgG4 was used as the immunogen for this recombinant Human IgG4 Fc antibody.

Conjugation:

Purified

Clonality:

Recombinant Rabbit Monoclonal

Clones:

RM217

Isotype:

Rabbit IgG

Form:

Liquid

Storage Buffer:

1 mg/ml in PBS without glycerol/BSA/sodium azide

Recommended Dilution:

ELISA: 50ng/well - 200ng/well (Capture); 0.05-0.2ug/ml (Detection). The stated application concentrations are suggested starting points. Titration of the recombinant Human IgG4 Fc antibody may be required due to differences in protocols and secondary/substrate sensitivity.

Storage Instruction:

Store the recombinant Human IgG4 Fc antibody at -20oC (with glycerol) or aliquot and store at -20oC (without glycerol).

SwissProt:

P01861

Gene ID:

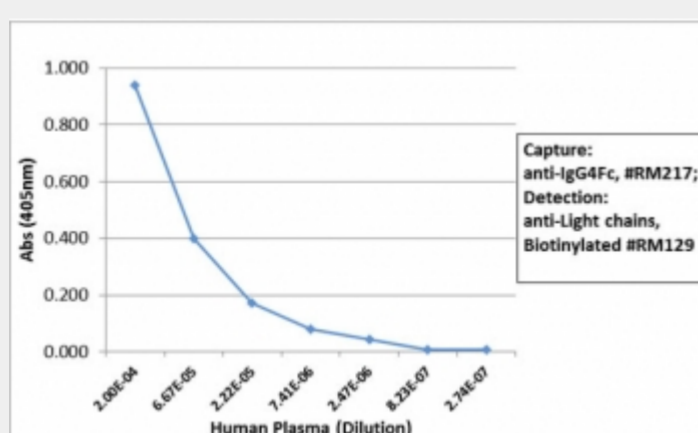
3503 (human);

References

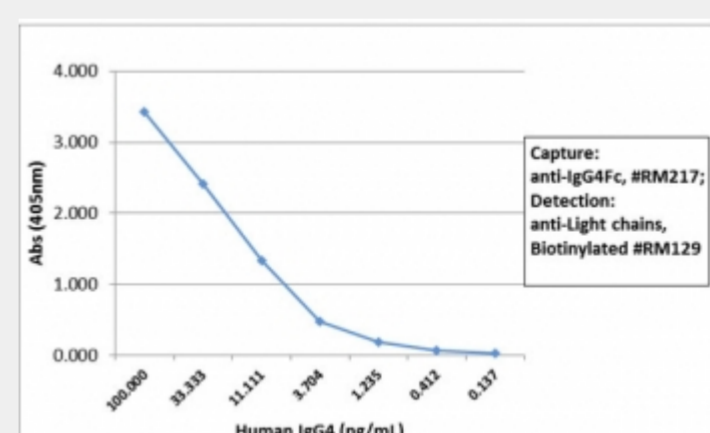
Purified

Product Description

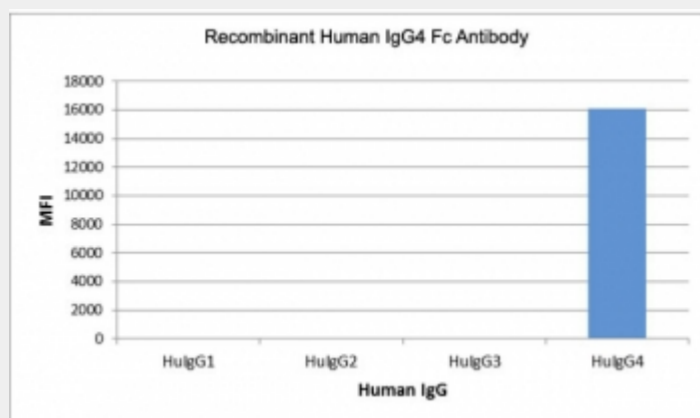
This recombinant Human IgG4 Fc antibody reacts to the Fc region of hIgG4. No cross reactivity with human IgG1, IgG2, IgG3, IgM, IgA, IgD, IgE, mouse/rat/goat IgG.



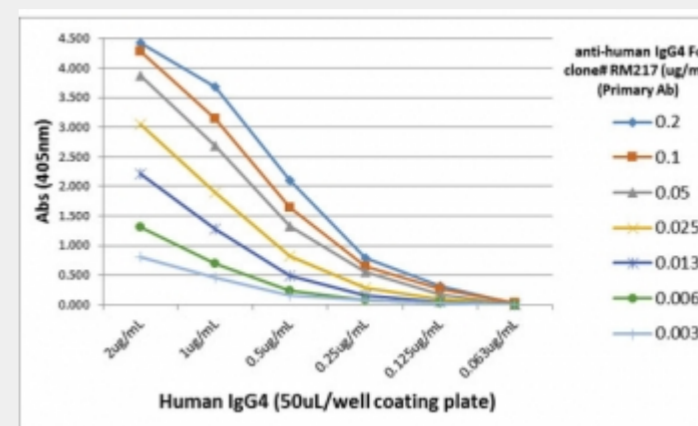
Sandwich ELISA with human plasma using recombinant Human IgG4 Fc antibody as the capture, and [biotinylated anti-human light chains \(, kappa+, lambda\) antibody RM129](#) as the detect, followed by an AP conjugated streptavidin.



Sandwich ELISA with human IgG4 using recombinant Human IgG4 Fc antibody as the capture, and [biotinylated anti-human light chains \(, kappa+, lambda\) antibody RM129](#) as the detect, followed by an AP conjugated streptavidin.



Recombinant Human IgG4 Fc antibody specifically reacts to hIgG4. No cross reactivity with IgG1, IgG2, IgG3.



ELISA Titration: the plate was coated with different amounts of hIgG4. A serial dilution of recombinant Human IgG4 Fc antibody was used as the primary and an alkaline phosphatase conjugated anti-rabbit IgG as the secondary.

All products are for RESEARCH USE ONLY. Not for diagnostic & therapeutic purposes!